

MILLING

Product Overview

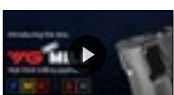
Application Guide

Milling Inserts & Cutter Overview

Milling Inserts & Cutter

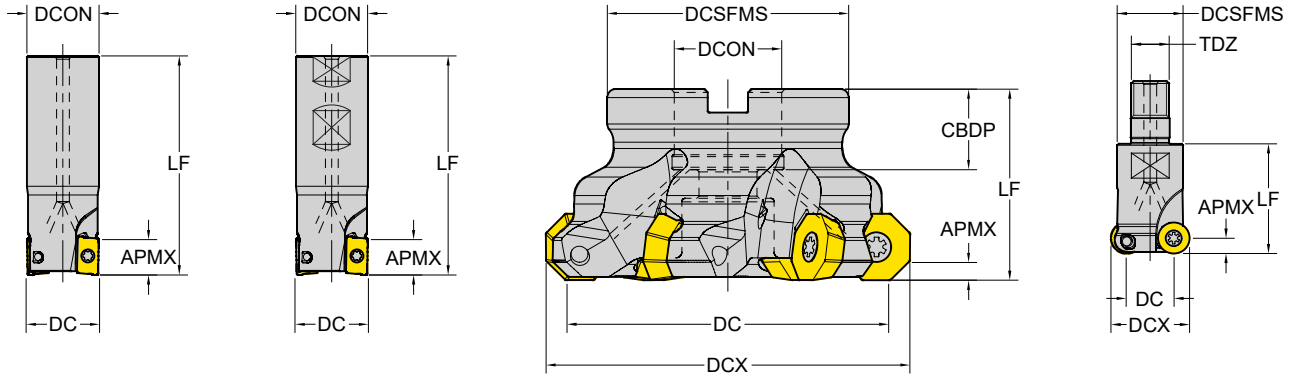


Scan this QR code
to see our
YG SM3 Mill
at work.



Scan this QR code
to see our
YG HF4 Mill
at work.

Code Keys - Milling Cutters



<C> Cylindrical

<W> Weldon

<S> Shellmill

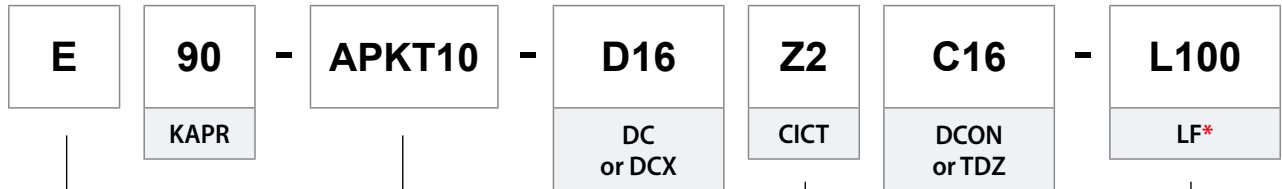
<M> Modular

Entering Cutting Angle
(90°)

Cutter Diameter
(Ø16)

Connection Type and Size

C - Cylindrical W - Weldon
S - Shellmill M - Modular
(Cylindrical Ø16)



* Shank Type Only

Cutter Type
E - Endmill Type
F - Facemill Type
M - Modular Type










Insert Series
(APKT 10)

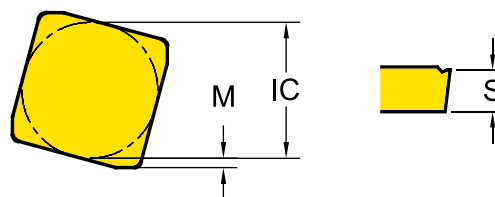
Number of Teeth
(Z=2)

Functional Length
(100mm)

1 A Shape	2 P Relief Angle (AN)	3 K Tolerance	4 T Clamping & Chipbreaker	5 16 Insert Size	6 04 Insert Thickness (S)	7 08 Corner Radius
-------------------------------	---	-----------------------------------	--	--------------------------------------	---	--

1 - Shape

Symbol	Shape	
H	Hexagonal	
O	Octagonal	
P	Pentagonal	
S	Square	
T	Triangular	
W	Trigon	
L	Rectangular	
A	Parallelogram 80°	
R	Round	





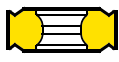


3 - Tolerance Class



Symbol	Inner Circle IC (mm)	Nose Height M (mm)	Thickness S (mm)
C	± 0.025	± 0.013	± 0.025
E	± 0.025	± 0.025	± 0.025
G	± 0.025	± 0.025	± 0.13
H	± 0.013	± 0.013	± 0.025
K*	± 0.05~0.15*	± 0.013	± 0.025
M*	± 0.05~0.15*	± 0.08~0.2*	± 0.13
U*	± 0.08~0.25*	± 0.13~0.38*	± 0.13

* Tolerance is different by insert IC size. Please see ISO 1832

4 - Clamping & Chipbreaker

Symbol	Clamping	Chipbreaker	Figure
N	No clamping hole	X	
R		One Face	
W	Screw Hole	X	
T		One Face	
U		Both Faces	
X		Special	

2 - Relief Angle (AN)

Symbol	Relief Angle (AN)	
N	No Relief Angle	
B	Relief 5°	
C	Relief 7°	
P	Relief 11°	
D	Relief 15°	
E	Relief 20°	
F	Relief 25°	
O	Special	

5 - Insert Size

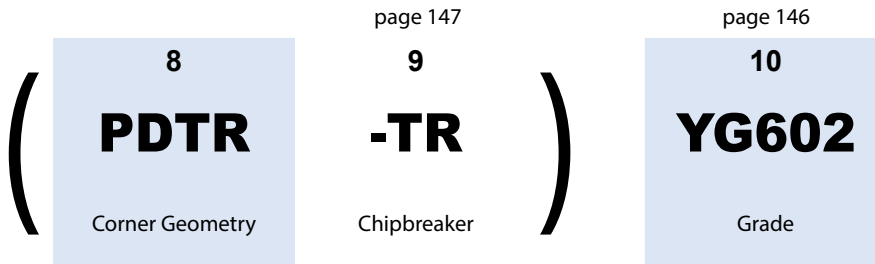
* No Standard for milling insert size

6 - Insert Thickness

* No Standard for milling insert thickness

Milling - Code System

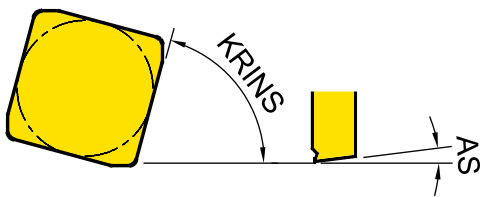
Insert ISO Code System



7 - Corner Radius (RE)

Symbol	Corner Radius - RE(mm)	Symbol	Corner Radius - RE(mm)
04	0.4	16	1.6
08	0.8	20	2.0
12	1.2	24	2.4

8 - Corner Geometry



8-1	8-2	8-3	8-4
P	D	T	R
Cutting Edge Angle (KRINS)	Wiper Edge Clearance (AS)	Edge Condition	Feed Direction

*Refer to page. 147 for -AL, -ST, -TR... types

8-1 - Cutting Edge Angle (KRINS)

Symbol	Cutting Edge Angle (KRINS)
P	90°
A	45°
D	60°
E	75°
F	85°
Z	Special

8-3 - Edge Condition

Symbol	Edge Condition
F	Sharp
E	Round
T	Chamfer
S	Chamfer and Round

8-2 - Wiper Edge Clearance (AS)

Symbol	Wiper Edge Clearance (AS)
N	0°
P	11°
D	15°
E	20°
F	25°
Z	Special


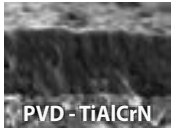
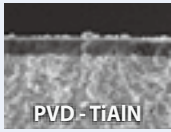
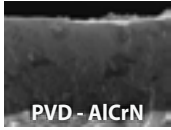
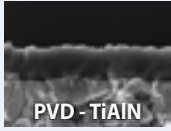
8-4 - Feed Direction

Symbol	Feed Direction
R	Right-hand Insert
N	Neutral Insert
L	Left-hand Insert

Milling Grades and Chipbreakers

Milling Grades

Milling Grades	P Steel					M Stainless steel				K Cast iron				N Non-ferrous				S Super alloys				H Hardened Steel			
	P05	P15	P25	P35	P45	M05	M15	M25	M35	K05	K15	K25	K35	N05	N15	N25	N35	S05	S15	S25	S35	H05	H15	H25	H35
PVD	YG012	012																				012			
	YG712	712																							
	YG713	713																							
	YG612	612						612										612							
	YG622	622										622													
	YG602	602						602				602						602							
	YG613	613						613																	
	YG501									501															
CVD	YG5020									5020															
Uncoated	YG50													50											

TECHNICAL INFORMATION	<p>NEW</p> <p>YG012</p> <p>H10 - H30</p> <p>P10 - P30</p>	 <p>PVD - TiAlN</p>	<p>Optimized Milling Grade for Pre-Hardened & Hardened steel</p> <ul style="list-style-type: none"> Applied Extreme Oxidation PVD layer and Crack-free Substrate Excellent Cutting performance for Die & Mold application
	<p>YG712</p> <p>P10 - P30</p>	 <p>PVD - TiAlCrN</p>	<p>Milling Grade for Medium of Steel Application</p> <ul style="list-style-type: none"> Superior wear resistance and excellent toughness in high speed machining Coating layer with high hardness and oxidation resistance
	<p>YG713</p> <p>P15 - P25</p>	 <p>PVD - TiAlN</p>	<p>Milling Grade for General Steel Application</p> <ul style="list-style-type: none"> Multi-layer TiAlN structure realizes stronger crater and flank wear resistance Fine-grained carbide and balanced substrate
	<p>YG622</p> <p>P20 - P35</p> <p>K20 - K40</p>	 <p>PVD - AlCrN</p>	<p>Optimized Grade for High Alloyed or Prehardened Steel</p> <p>Excellent for High Temperature Hardness and Oxidation Resistance at High Speed</p>
	<p>NEW</p> <p>YG612</p> <p>P20 - P40</p> <p>M20 - M40</p> <p>S20 - S40</p>	 <p>PVD - TiAlN</p>	<p>Specialized Multi-Nano Coated Grade with high wear resistance and chipping resistance</p> <ul style="list-style-type: none"> Special Multi-Nano coating prevent crack and providing predictable tool life Special universal Grade can achieve stable tool life in any workpiece

Milling Grades and Chipbreakers

Milling Grades

<p>YG602</p> <p>P20 - P35 M20 - M40</p> <p>K20 - K40 S15 - S25</p>	<p>PVD - TiAlN</p>	<p>Universal grade for General Milling Application</p> <ul style="list-style-type: none"> • Ultra Dense PVD Coating with optimal thermal resistance & strength • Sub-Micron substrate designed for demanding application
<p>YG613</p> <p>P30 - P50</p> <p>M30 - M40</p>	<p>PVD - TiAlN</p>	<p>Milling Grade for Stainless Steel Application</p> <ul style="list-style-type: none"> • New coating layer with lubrication preventing built-up edge on ultra fine grain substrate with high toughness. • The toughest substrate provides excellent cutting performance in stainless steel
<p>YG501</p> <p>K05 - K25</p>	<p>PVD - TiAlN</p>	<p>Hard Milling grade for Cast Iron</p> <ul style="list-style-type: none"> • Substrate especially designed for high wear resistance • Excellent wear resistance in cast iron milling application
<p>YG5020</p> <p>K01 - K30</p>	<p>CVD - TiCN - Al₂O₃</p>	<p>CVD Milling grade for Cast Iron</p> <ul style="list-style-type: none"> • CVD coating for Excellent wear resistance • Improved Toughness for chipping resistance
<p>YG50</p> <p>N05 - N20</p>	<p>Uncoated</p>	<p>Uncoated Milling Grade for Aluminium</p> <ul style="list-style-type: none"> • Submicron carbide substrate for high wear resistance • Preventing built up edge with shining surface














Milling Chipbreakers

<p>-AL</p>		<ul style="list-style-type: none"> • For Aluminum • Very Sharp Geometry
<p>-ST</p>		<ul style="list-style-type: none"> • For Stainless Steel, Super Alloy • Sharp Geometry
<p>-GN (General Type)</p>		<ul style="list-style-type: none"> • First Choice for General Application
<p>-TR</p>		<ul style="list-style-type: none"> • For Hardened Steels • Reinforced Geometry
<p>...W / ...N</p>		<ul style="list-style-type: none"> • For Hardened Material and Cast Irons

Milling Inserts Overview

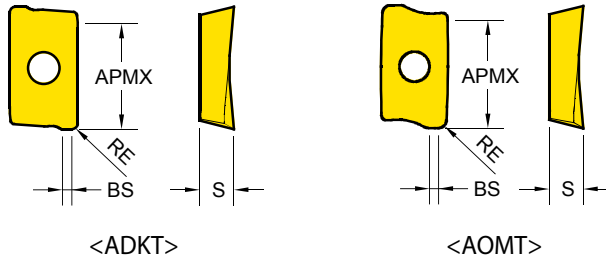
Recommended Cutting Conditions : p.223

TURNING
PARTING & GROOVING
MILLING
DRILLING
TECHNICAL INFORMATION

A 2 Corner	 Positive	ADKT	ADKT 1505	p. 149
		AOMT	AOMT 1236	p. 149
		APGT	APGT 1003, 1604	p. 150
		APKT	APKT 1003, 1604	p. 151
		APMT	APMT 1135, 1504, 1604	p. 152
E 4 Corner	 Negative	ENMX	ENMX 0604 ENMX 0905	p. 153
O Octagon	 Positive	ODMT / ODMW	ODMT / ODMW 0605	p. 155
		OFER	OFER 0704	p. 156
	 Negative	ONMU / ONHU	ONMU / ONHU 0806	
P 10 Corner	 Negative	PNMU	PNMU1206	p. 158
R Round	 Positive Round	RDKT / RDKW	RDKT 0802, 10T3, 1204, 1604 RDKW 0501, 0702, 0802, 10T3, 1204	p. 159
		RDMT / RDMW	RDMT 0802, 0803, 10T3, 1204 RDMW 0802, 10T3, 1204	p. 160
		RPMT / RPMW	RPMT 08T2, 10T3, 1204 RPMW 1003, 1204	p. 161
S Square	 High Feed	SDMT / SDMW	SDMT 1204, SDMW 1204	p. 163
		SDCN (45°) / SDKN	SDKN, SDCN 1203, 1504	p. 162
	 Positive	SEGT	SEGT12T3, 1204	p. 164
		SEKR (45°) / SEKN	SEKR, SEKN 1203	p. 167
		SEKT	SEKT 12T3, 1204	p. 165
		SEMT	SEMT1204, 13T3	p. 166
		SPMT	SPMT 1204	p. 170
	 Negative	SNMX	SNMX1206	p. 168
	 ISO	SPCN(75°) / SPKN / SPKR'	SPKN 1203, 1504 SPKR 1203 SPCN 1203, 1504	p. 169
SPUN		SPUN 1203	p. 171	
T Triangle	 Positive 3 Corner	TPKT	TPKT 1104, TPKT 1605	p. 172
	 ISO	TPCN(90°) / TPKN / TPKR	TPKN 1603, 2204 TPKR 1603, 2204 TPCN 2204	p. 173
		TPUN	TPUN 1603	p. 174
W Trigon	 Negative 6 Corner	WNEX	WNEX0806	p. 175

Milling - Shoulder Milling - Inserts

ADKT / AOMT - Shoulder Milling Positive (2 Corner)



Series	APMX	IC	S
ADKT 1505	14	9.7	5.8
AOMT 1236	11	6.6	3.6

EDP 1200..

●: Stock item ○: Order made item

H20	P15	P25	P30	P30	P30	P40	K10	K15
P20			K30	M30 S30	M30	M40 S40		
YG012	YG712	YG713	YG622	YG612	YG602	YG613	YG5020	YG501
					● 0220			
					● 0755			
					● 0756			
					● 0757			

ADKT	Designation	RE (mm)	Fz (mm/tooth)	BS (mm)
------	-------------	---------	---------------	---------

ADKT
General



ADKT 150508 PDTR	0.8	0.05 ~ 0.24	1.87
ADKT 150516 PDTR	1.6	0.05 ~ 0.24	1.73
ADKT 150524 PDTR	2.4	0.05 ~ 0.24	1.20
ADKT 150532 PDTR	3.2	0.05 ~ 0.24	0.30

AOMT	Designation	RE (mm)	Fz (mm/tooth)	BS (mm)
------	-------------	---------	---------------	---------

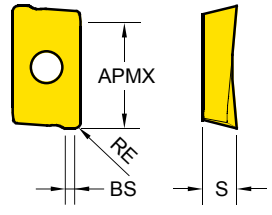
AOMT
General



AOMT 123604 PDTR	0.4	0.03 ~ 0.06	1.07
AOMT 123608 PDTR	0.8	0.03 ~ 0.06	0.91

YG012	YG712	YG713	YG622	YG612	YG602	YG613	YG5020	YG501
					● 0217			
					● 0218	● 0613		

Milling - Shoulder Milling - Inserts
APGT - Shoulder Milling Positive (2 Corner)





Series	APMX	IC	S
APGT 1035	9	6.7	3.6
APGT 1604	14	9.4	5.3

EDP 1200..

●: Stock item ○: Order made item

H20	P15	P25	P30	P30	P30	P40	K10	N15
P20			K30	M30	M30	M40		
			S30	S30	S30	S40		
YG012	YG712	YG713	YG622	YG612	YG602	YG613	YG5020	YG50
								● 0730
								● 0428
								● 0798

APGT	Designation	RE (mm)	Fz (mm/tooth)	BS (mm)
 	APGT 100305 - AL	0.5	0.05 ~ 0.25	1.4
	APGT 160408 - AL	0.8	0.05 ~ 0.25	1.7
	APGT 160430 - AL	3.0	0.05 ~ 0.25	0.2

TURNING

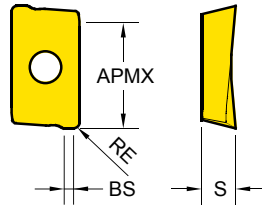
PARTING & GROOVING

MILLING

DRILLING

TECHNICAL INFORMATION

Milling - Shoulder Milling - Inserts
APKT - Shoulder Milling Positive (2 Corner)



Series	APMX	IC	S
APKT 1003	9	6.7	3.6
APKT 1604	14	9.4	5.3

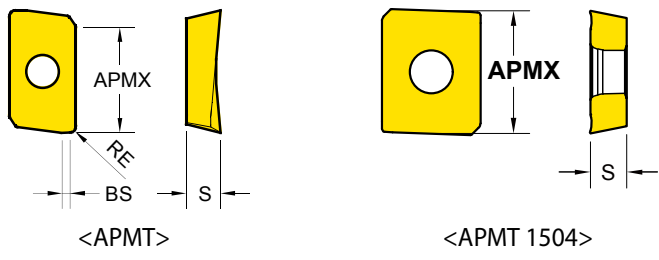
EDP 1200..

●: Stock item ○: Order made item

H20	P15	P25	P30	P30	P30	P40	K10	K15
P20			K30	M30 S30	M30	M40 S40		

APKT	Designation	RE (mm)	Fz (mm/tooth)	BS (mm)	EDP 1200..									
					YG012	YG712	YG713	YG622	YG612	YG602	YG613	YG5020	YG501	
General	APKT 100305 PDTR	0.5	0.05 ~ 0.24	0.86	●	○	○	○	○	●	●			
	APKT 100308 PDTR	0.8	0.05 ~ 0.24	0.90	●	○	○	○	○	●	●			
	APKT 100316 PDTR	1.6	0.05 ~ 0.24	1.03						●	●			
	APKT 160404 PDTR	0.4	0.05 ~ 0.25	1.11		○				●				
	APKT 160408 PDTR	0.8	0.05 ~ 0.25	1.32	●	○				●	●		●	
	APKT 160412 PDTR	1.2	0.05 ~ 0.25	1.13		○				●				
	APKT 160416 PDTR	1.6	0.05 ~ 0.25	1.13		○				●				
	APKT 160424 PDTR	2.4	0.05 ~ 0.25	1.2		○				●				
	APKT 160432 PDTR	3.2	0.05 ~ 0.25	0.4						●				
	Stainless Steel Super Alloy	APKT 100305 - ST	0.5	0.05 ~ 0.12	0.86						●	●		
APKT 100312 - ST		1.2	0.05 ~ 0.12	1.32							●			
APKT 100316 - ST		1.6	0.05 ~ 0.12	1.03							●			
APKT 160408 - ST		0.8	0.05 ~ 0.12	1.32						●	●			
Hardened Steel	APKT 160404 - TR	0.4	0.05 ~ 0.40	2.12				○		●				
	APKT 160408 - TR	0.8	0.05 ~ 0.40	1.32	●	○	○			●				
	APKT 160412 - TR	1.2	0.05 ~ 0.40	2.40			○			●				
	APKT 160416 - TR	1.6	0.05 ~ 0.40	2.40	●		○			●				
	APKT 160424 - TR	2.4	0.05 ~ 0.40	1.50	●		○			●				

Milling - Shoulder Milling - Inserts
APMT - Shoulder Milling Positive (2 Corner)



Series	APMX	IC	S
APMT 1135	9	6.2	3.50
APMT 1604	14	9.2	4.76
APMT 1504	14	12.7	4.76

EDP 1200..

●: Stock item ○: Order made item

H20	P15	P25	P30	P30	P30	P40	K10	K15
P20			K30	M30 S30	M30	M40 S40		
YG012	YG712	YG713	YG622	YG612	YG602	YG613	YG5020	YG501
● 0752		○ 0655	○ 0400		● 0009			
		○ 0654			● 0010	● 0668		
● 0751	● 0423	○ 0642	○ 0399		● 0008	● 0663		● 0464
			○ 0445		● 0276			

APMT	Designation	RE (mm)	Fz (mm/tooth)	BS (mm)
APMT General 	APMT 113504 PDTR	0.4	0.05 ~ 0.24	1.26
	APMT 113508 PDTR	0.8	0.05 ~ 0.24	1.07
	APMT 160408 PDTR	0.8	0.05 ~ 0.24	1.11
APMT 1504 General 	APMT 1504		0.05 ~ 0.24	

TURNING

PARTING & GROOVING


MILLING

DRILLING

TECHNICAL INFORMATION

Milling - High Feed Milling - Inserts
ENMX - High Feed Negative (4 Corners)

Series	IC	S
ENMX 0604	6.3	4.21
ENMX 0905	9.0	5.40



EDP 1200..

●: Stock item ○: Order made item

H20	P15	P25	P30	P30	P30	P40	K10	K15
P20			K30	M30 S30	M30	M40 S40		
YG012	YG712	YG713	YG622	YG612	YG602	YG613	YG5020	YG501
● 0734					● 0474	● 0606		
● 0736					● 0702	● 0703		
					● 0623	● 0625		
					● 0705	● 0706		
● 0733	● 0504	○ 0636			● 0459			
● 0735					● 0600			

ENMX	Designation	RE (mm)	Fz (mm/tooth)	BS (mm)
ENMX General	ENMX 0604		0.3 ~ 2.0	
	ENMX 0905		0.3 ~ 2.5	
- ST Stainless Steel	ENMX 0604 - ST		0.1 ~ 0.8	
	ENMX 0905 - ST		0.2 ~ 1.2	
- TR Hardened Steel	ENMX 0604 - TR		0.3 ~ 2.5	
	ENMX 0905 - TR		0.3 ~ 3.0	

Milling - High Feed Milling - Inserts

ENMX - High Feed Negative (4 Corners) Technical Information

TURNING

PARTING & GROOVING

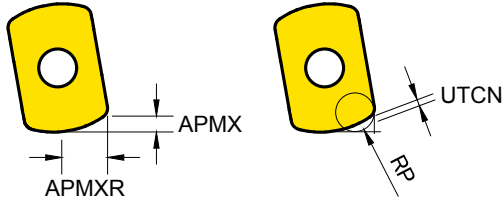
MILLING

DRILLING

TECHNICAL INFORMATION

ENMX 0604

Unit:mm



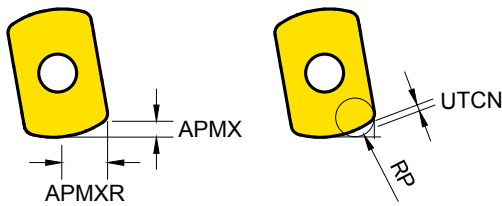
DCX Cutting Diameter Maximum	APMXR Radial AP Max	RP Programmed Corner R	UTCN Uncut Thickness	Overcut
16	3.5	R2.0	0.31	0.00
16~	3.7	R2.5	0.18	0.18
		R3.0	0.07	0.36



DCX External Cutter Diameter	APMX Maximum Depth of Cut	APMXR Maximum Radial Depth of Cut	RMPX Maximum Ramping Angle(°)	RP Programmed Corner Radius	UTCN Uncut Thickness	Diameter Minimum Cutting Diameter	Diameter Maximum Cutting Diameter	Pitch Helical Interpolation Pitch	Ae Enlarge Width
16	0.9	3.5	2.4°	2.0	0.3	22	32	0.9	12.5
17	0.9	3.5	1.9°	2.0	0.3	24	34	0.9	13.5
20	1	3.7	1.8°	2.0	0.31	29	40	1	16.3
21	1	3.7	1.8°	2.0	0.31	31	42	1	17.3
25	1	3.7	1.2°	2.0	0.31	39	50	1	21.3
26	1	3.7	1.2°	2.0	0.31	41	52	1	22.3
32	1	3.7	0.8°	2.0	0.31	53	64	1	28.3
33	1	3.7	0.8°	2.0	0.31	55	66	1	29.3
40	1	3.7	0.6°	2.0	0.31	69	80	1	36.3
50	1	3.7	0.5°	2.0	0.31	89	98	1	46.3
63	1	3.7	0.4°	2.0	0.31	115	126	1	59.3

ENMX 0905

Unit:mm



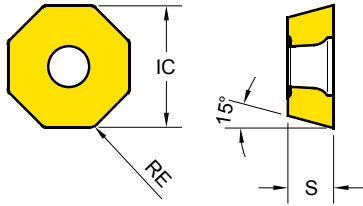
APMXR Radial AP Max	RP Programmed Corner R	UTCN Uncut Thickness	Overcut
4.7	R2.5	0.56	0
	R3.0	0.40	0.10
	R3.5	0.24	0.25
	R4.0	0.10	0.41
	R4.5	0	0.49



DCX External Cutter Diameter	APMX Maximum Depth of Cut	APMXR Maximum Radial Depth of Cut	RMPX Maximum Ramping Angle(°)	RP Programmed Corner Radius	UTCN Uncut Thickness	Diameter Minimum Cutting Diameter	Diameter Maximum Cutting Diameter	Pitch Helical Interpolation Pitch	Ae Enlarge Width
25	1.5	5	3.8°	2.5	0.56	42	50	1.5	20
26	1.5	5	3.4°	2.5	0.56	44	52	1.5	21
32	1.5	5	2.3°	2.5	0.56	56	64	1.5	27
33	1.5	5	2.2°	2.5	0.56	58	66	1.5	28
40	1.5	5	1.6°	2.5	0.56	72	80	1.5	35
50	1.5	5	1.1°	2.5	0.56	92	100	1.5	45
63	1.5	5	0.8°	2.5	0.56	118	126	1.5	57
80	1.5	5	0.6°	2.5	0.56	152	160	1.5	74

Milling - Face Milling - Inserts

ODMT, ODMW - Face Milling Positive (8 Corners)



Series	IC	S
ODM* 0605	15.9	5.6

EDP 1200..

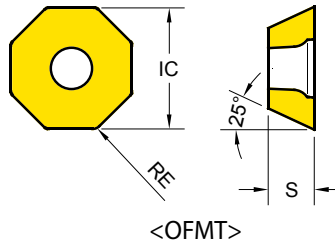
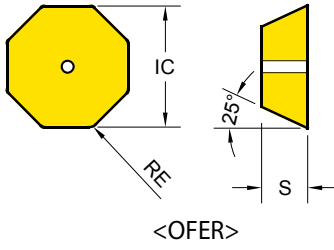
●: Stock item ○: Order made item

	H20	P15	P25	P30	P30	P30	P40	K10	K15
	P20			K30	M30 S30	M30	M40 S40		
YG012									
YG712									
YG713			○ 0659						
YG622									
YG612									
YG602						● 0030			
YG613							● 0675		
YG5020									
YG501									
							● 0031		

ODMT ODMW	Designation	RE (mm)	Fz (mm/tooth)	BS (mm)
ODMT General 	ODMT 060508	0.8	0.05 ~ 0.30	
ODMW Hard Materials 	ODMW 060508	0.8	0.05 ~ 0.30	

Milling - Face Milling - Inserts

OFER, OFMT - Face Milling Positive (8 Corners)



Series	IC	S
OFER 0704	18.05	4.78
OFMT 05T3	12.73	4.06

EDP 1200..

●: Stock item ○: Order made item

H20	P15	P25	P30	P30	P30	P40	K10	K15
P20			K30	M30 S30	M30	M40 S40		
YG012	YG712	YG713	YG622	YG612	YG602	YG613	YG5020	YG501
					● 0209			

OFER

Designation	RE (mm)	Fz (mm/tooth)	BS (mm)
OFER 070405	0.5	0.05 ~ 0.30	

OFER
General



OFMT

Designation	RE (mm)	Fz (mm/tooth)	BS (mm)
OFMT 05T308	0.8	0.05 ~ 0.20	

OFMT
General



YG012	YG712	YG713	YG622	YG612	YG602	YG613	YG5020	YG501
					● 0032			

TURNING

PARTING & GROOVING

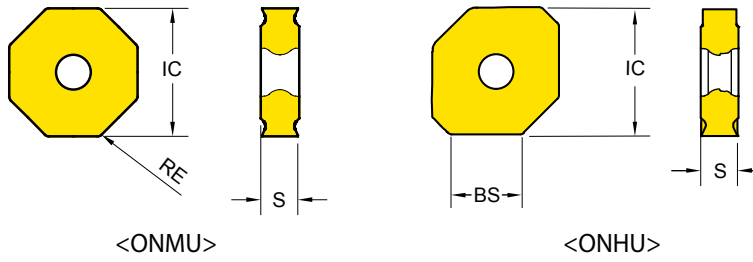
MILLING

DRILLING

TECHNICAL INFORMATION

Milling - Face Milling - Inserts

ONHU / ONMU - Face Milling Negative (16 Corners)



Series	IC	S
ON*U 0806	20.2	5.8

EDP 1200..

●: Stock item ○: Order made item

H20	P15	P25	P30	P30	P30	P40	K10	K15
P20			K30	M30 S30	M30	M40 S40		
YG012	YG712	YG713	YG622	YG612	YG602	YG613	YG5020	YG501
							● 0482	● 0496
	● 0609	○ 0657			● 0233	● 0670	● 0414	
						● 0615	● 0542	
							● 0707	

ONMU ONHU	Designation	RE (mm)	Fz (mm/tooth)	BS (mm)
	ONHU 080612	1.2	0.08 ~ 0.25	10.6
ONHU Wiper Insert				
	ONMU 080608	0.8	0.05 ~ 0.35	
	ONMU 080612	1.2	0.05 ~ 0.35	
ONMU General	ONMU 080620	2.0	0.05 ~ 0.35	

*Wiper Insert can use 4 corners for right handed cutter and 4 corners for left handed cutter

Milling - Face Milling - Inserts

PNMU - Face Milling Negative (10 Corners)

TURNING

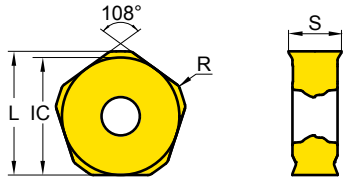
PARTING & GROOVING

MILLING

DRILLING

TECHNICAL INFORMATION

Series	KRINS	IC	S
PNMU 1206	36	14.0	5.84



EDP 1200..

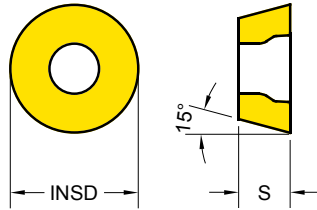
●: Stock item ○: Order made item

H20	P15	P25	P30	P30	P30	P40	K10	K15
P20			K30	M30 S30	M30	M40 S40		
YG012	YG712	YG713	YG622	YG612	YG602	YG613	YG5020	YG501G
● 0753	● 0596	○ 0645		● 0826	● 0535	● 0671	● 0534	● 0538
					● 0761	● 0760		

PNMU	Designation	RE (mm)	Fz (mm/tooth)	BS (mm)
	PNMU 1206ZNN	0.8	0.05 ~ 0.50	2.10
- ST Stainless Steel Super Alloy	PNMU 1206 - ST	0.8	0.05 ~ 0.30	2.10

Milling - Profiling - Inserts

RDKT / W-Profiling Positive (Round)



Series	INSD	S	Series	INSD	S
RDK* 0501	5	1.4	RDK* 10T3	10	4.0
RDK* 0702	7	2.4	RDK* 1204	12	4.8
RDK* 0802	8	2.4	RDK* 1604	16	4.8

EDP 1200..

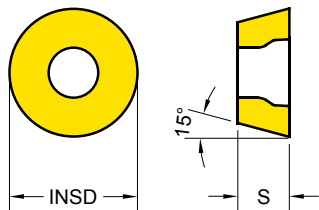
●: Stock item ○: Order made item

H20	P15	P25	P30	P30	P30	P40	K10	K15
P20			K30	M30 S30	M30	M40 S40		

RDKT RDKW		Designation	Fz (mm/tooth)	YG012	YG712	YG713	YG622	YG612	YG602	YG613	YG5020	YG501	
RDKT General		RDKT 0802M0	0.05 ~ 0.25						● 0035				
		RDKT 10T3M0	0.05 ~ 0.30			○ 0651			● 0041				
		RDKT 1204M0	0.05 ~ 0.50			○ 0635			● 0034	● 0678			
		RDKT 1604M0	0.05 ~ 0.50						● 0539				
-ST Stainless Steel Super Alloy		RDKT 0802M0 - ST	0.05 ~ 0.15						● 0292				
		RDKT 10T3M0 - ST	0.05 ~ 0.20						● 0293	● 0620			
		RDKT 1204M0 - ST	0.05 ~ 0.30						● 0294	● 0621			
-TR Hardened Steel		RDKT 0802M0 - TR	0.05 ~ 0.35	● 0745			○ 0339		● 0284				
		RDKT 10T3M0 - TR	0.05 ~ 0.40	● 0744			○ 0338		● 0285				
		RDKT 1204M0 - TR	0.05 ~ 0.60	● 0743		○ 0650	○ 0340		● 0272				
RDKW Hard Materials		RDKW 0501M0	0.05 ~ 0.20				○ 0412		● 0207				
		RDKW 0702M0	0.05 ~ 0.25			○ 0652	○ 0439		● 0208				
		RDKW 0802M0	0.05 ~ 0.30				○ 0440		● 0043				
		RDKW 10T3M0	0.05 ~ 0.40				○ 0441		● 0040				
		RDKW 1204M0	0.05 ~ 0.60			○ 0647	○ 0442		● 0042				
		RDKW 1604M0	0.05 ~ 0.60						● 0720				

Milling - Profiling - Inserts

RDMT / W-Profiling Positive (Round)



Series	INSD	S	Series	INSD	S
RDM* 0602	6	2.38	RDM* 10T3	10	3.97
RDM* 0802	8	2.38	RDM* 1204	12	4.76
RDM* 0803	8	3.18			

EDP 1200..

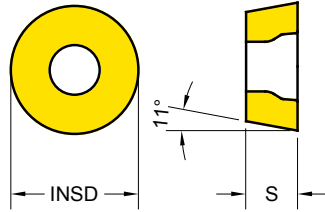
●: Stock item ○: Order made item

H20	P15	P25	P30	P30	P30	P40	K10	K15
P20			K30	M30 S30	M30	M40 S40		

RDMT RDMW	Designation	Fz (mm/tooth)	EDP 1200..									
			YG012	YG712	YG713	YG622	YG612	YG602	YG613	YG5020	YG501	
RDMT General	RDMT 0602M0	0.05 ~ 0.20						●				
	RDMT 0802M0	0.05 ~ 0.25						●				
	RDMT 0803M0	0.05 ~ 0.25						●				
	RDMT 10T3M0	0.05 ~ 0.30						●				
	RDMT 1204M0	0.05 ~ 0.50						●				
RDMW Hard Materials	RDMW 0802M0	0.05 ~ 0.30						●				
	RDMW 10T3M0	0.05 ~ 0.40						●				
	RDMW 1204M0	0.05 ~ 0.60						●				
								●				

Milling - Profiling - Inserts

RPMT / W - Profiling Positive (Round)



Series	INSD	S	Series	INSD	S
RPM* 08T2	8	2.78	RPM* 10T3	10	3.97
RPM* 1003	10	3.18	RPM* 1204	12	4.76

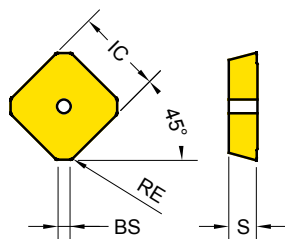
EDP 1200..

●: Stock item ○: Order made item

H20	P15	P25	P30	P30	P30	P40	K10	K15
P20			K30	M30 S30	M30	M40 S40		
YG012	YG712	YG713	YG622	YG612	YG602	YG613	YG5020	YG501
		○ 0660			● 0038	● 0676		
		○ 0644			● 0036	● 0665		
	● 0415	○ 0643	○ 0401		● 0037	● 0664		● 0462
					● 0230	● 0667		
		○ 0646	○ 0402		● 0204			
		○ 0648			● 0039			

RPMT RPMW	Designation	Fz (mm/tooth)
RPMT General	RPMT 08T2M0	0.05 ~ 0.25
	RPMT 10T3M0	0.05 ~ 0.30
	RPMT 1204M0	0.05 ~ 0.50
-ST Stainless Steel Super Alloy	RPMT 1204M0 -ST	0.05 ~ 0.30
RPMW Hard Materials	RPMW 1003M0	0.05 ~ 0.40
	RPMW 1204M0	0.05 ~ 0.60

Milling - Face Milling - Inserts
SDCN, SDKN - Face Milling Positive (4 Corners ISO)



EDP 1200..



●: Stock item ○: Order made item

Series	IC	S
SD** 1203	12.70	3.18
SD** 1504	15.88	4.76

EDP 1200..

●: Stock item ○: Order made item

H20	P15	P25	P30	P30	P30	P40	K10	K15
P20			K30	M30 S30	M30	M40 S40		

	SDCN SDKN	Designation	RE (mm)	Fz (mm/tooth)	BS (mm)	EDP 1200..										
						YG012	YG712	YG713	YG622	YG612	YG602	YG613	YG5020	YG501		
SDCN Ground insert 		SDCN 1203 AESN - M	1.0	0.05 ~ 0.20	2.04		● 0135									
		SDCN 1504 AESN - M	1.0	0.05 ~ 0.20	2.19		● 0150									
		SDCN 1504 AESN - MR	1.0	0.05 ~ 0.20	2.19		● 0201									
SDKN Hard Materials 		SDKN 1203 AETN	0.5	0.05 ~ 0.30	1.85						● 0058					
		SDKN 1203 AETN - PW	0.4	0.05 ~ 0.30	1.98						● 0253					
		SDKN 1203 AETN - GW	1.3	0.05 ~ 0.30	1.85						● 0251					
		SDKN 1203 AESN - GW	1.3	0.05 ~ 0.30	1.85		● 0762									
		SDKN 1504 AETN	0.45	0.05 ~ 0.30	2.00						● 0059					
		SDKN 1504 AETN - PW	0.4	0.05 ~ 0.30	1.95						● 0288					
		SDKN 1504 AETN - GW	1.3	0.05 ~ 0.30	2.05						● 0286					

- PW : for Improved Surface Roughness
- GW : Ground Wiper
- M : for Mold & Die
- MR : for Mold & Die Roughing

TURNING

PARTING & GROOVING

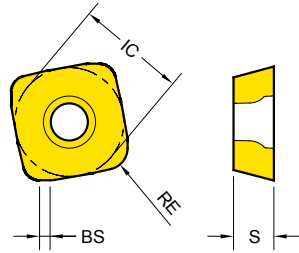
MILLING

DRILLING

TECHNICAL INFORMATION

Milling - High Feed Milling - Inserts
SDMT / W - High Feed Positive (4 Corners)

Series	IC	S
SDM* 1204	12.7	4.7



EDP 1200..

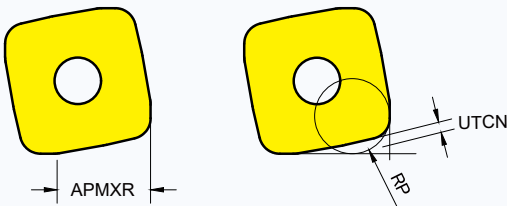
●: Stock item ○: Order made item

H20	P15	P25	P30	P30	P30	P40	K10	K15
P20			K30	M30 S30	M30	M40 S40		
YG012	YG712	YG713	YG622	YG612	YG602	YG613	YG5020	YG501
					● 0274	● 0666		
● 0737	○ 0634	○ 0341		● 0273	● 0691			

SDMT SDMW	Designation	RE (mm)	Fz (mm/tooth)	BS (mm)
-ST Stainless Steel Super Alloy	SDMT 120420 - ST	1.9	0.60 ~ 1.20	1.45
SDMW Hard Materials	SDMW 120420	1.9	0.60 ~ 1.40	1.4

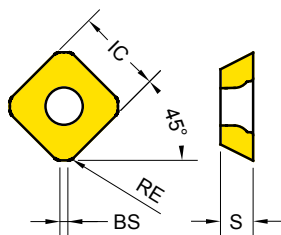


Technical Information



APMXR Radial AP Max	RP Programmed Corner R	UTCN Uncut Thickness
8.6	3.5	0.94

Milling - Face Milling - Inserts
SEGT - Face Milling Positive (4 Corners)



Series	IC	S
SEGT 1204	12.74	4.91
SEGT 12T3	13.40	4.03

TURNING

PARTING & GROOVING


MILLING


DRILLING

TECHNICAL INFORMATION

EDP 1200..

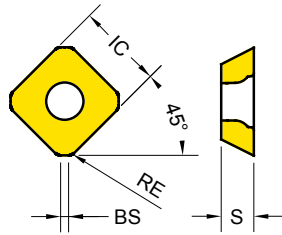
●: Stock item ○: Order made item

H20	P15	P25	P30	P30	P30	P40	K10	Ni5					
P20			K30	M30 S30	M30	M40 S40							
SEGT 1204	Designation	RE (mm)	Fz (mm/tooth)	BS (mm)	YG012	YG712	YG713	YG622	YG612	YG602	YG613	YG5020	YG50
	SEGT 1204 - AL	1.2	0.05 ~ 0.30	2.01									● 0467
	-AL Aluminium												

SEGT 12T3	Designation	RE (mm)	Fz (mm/tooth)	BS (mm)	YG012	YG712	YG713	YG622	YG612	YG602	YG613	YG5020	YG50
	SEGT 12T3 - AL	1.2	0.05 ~ 0.30	1.94									● 0468
	-AL Aluminium												

Milling - Face Milling - Inserts



SEKT - Face Milling Positive (4 Corners)





Series	IC	S
SEKT 1204	12.7	4.9
SEKT 12T3	13.4	4

EDP 1200..

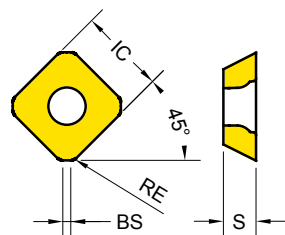
●: Stock item ○: Order made item

SEKT 1204	Designation	RE (mm)	Fz (mm/tooth)	BS (mm)	H20	P15	P25	P30	P30	P30	P40	K10	K15
					P20			K30	M30 S30	M30	M40 S40		
SEKT 1204 General 	SEKT 1204 AFTN	1.1	0.20~0.35	1.18	YG012	YG712	YG713	YG622	YG612	YG602	YG613	YG5020	YG501
								○ 0416		● 0055			
-ST Stainless Steel Super Alloy 	SEKT 1204-ST	1.1	0.08~0.30	2.00						● 0257	● 0722		

SEKT 12T3	Designation	RE (mm)	Fz (mm/tooth)	BS (mm)	YG012	YG712	YG713	YG622	YG612	YG602	YG613	YG5020	YG501
SEKT 12T3 General 	SEKT 12T3 AGTN	1.5	0.05~0.24	1.30						● 0056			
-ST Stainless Steel Super Alloy 	SEKT 12T3-ST	1.5	0.05~0.12	2.00						● 0271	● 0689		

Milling - Face Milling - Inserts

SEMT - Face Milling Positive (4 Corners)



Series	IC	S
SEMT1204	12.92	5.1
SEMT13T3	13.40	4.0

EDP 1200..

●: Stock item ○: Order made item

H20	P15	P25	P30	P30	P30	P40	K10	K15
P20			K30	M30 S30	M30	M40 S40		
YG012	YG712	YG713	YG622	YG612	YG602	YG613	YG5020	YG501
					● 0052			
					● 0203			

SEMT	Designation	RE (mm)	Fz (mm/tooth)	BS (mm)
SEMT 1204 General	SEMT 1204 AFTN	1.2	0.05 ~ 0.24	1.24
SEMT 13T3 General	SEMT 13T3 AGSN	1.5	0.05 ~ 0.24	1.31



TURNING

PARTING & GROOVING

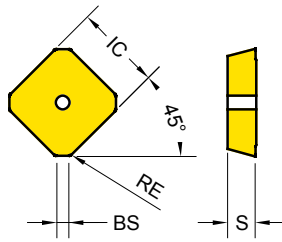
MILLING

DRILLING

TECHNICAL INFORMATION

Milling - Face Milling - Inserts

SEKR / N - Face Milling Positive (4 Corners ISO)



Series	IC	S
SEK* 1203	12.7	3.2

EDP 1200..

●: Stock item ○: Order made item

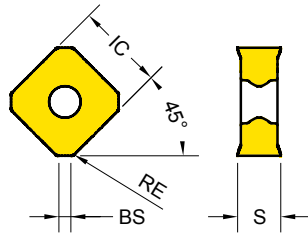
	H20	P15	P25	P30	P30	P30	P40	K10	K15
	P20			K30	M30 S30	M30	M40 S40		
YG012									
YG712									
YG713									
YG622									
YG612									
YG602							● 0051		
YG613							● 0296		
YG5020									
YG501									
SEKR General									
SEKN Hard Materials							● 0054		
	● 0774						● 0304		
							● 0297		

SEKR SEKN	Designation	RE (mm)	Fz (mm/tooth)	BS (mm)
SEKR General	SEKR 1203 AFTN	0.4	0.05 ~ 0.23	1.40
	SEKR 1203 AFTN - PW	0.4	0.05 ~ 0.24	2.00
SEKN Hard Materials	SEKN 1203 AFTN	0.4	0.05 ~ 0.30	1.40
	SEKN 1203 AFTN - GW	0.4	0.05 ~ 0.33	2.00
	SEKN 1203 AFTN - PW	0.4	0.05 ~ 0.33	2.00

- PW : for Improved Surface Roughness
- GW : Ground Wiper

Milling - Face Milling - Inserts

SNMX - Face Milling Negative (8 Corners)



Series	IC	S
SNMX 1206	12.7	6.25

TURNING

PARTING & GROOVING

MILLING


DRILLING

TECHNICAL INFORMATION

EDP 1200..

●: Stock item ○: Order made item

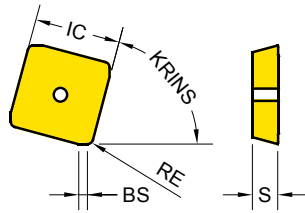
H20	P15	P25	P30	P30	P30	P40	K10	K15
P20			K30	M30 S30	M30	M40 S40		
YG012	YG712	YG713	YG622	YG612	YG602	YG613	YG5020	YG501
● 0754		○ 0658			● 0231	● 0674	● 0460	
	● 0732						● 0731	● 0686

SNMX	Designation	RE (mm)	Fz (mm/tooth)	BS (mm)
	SNMX 1206 ANN	0.8	0.05 ~ 0.24	1.70
	SNMX 1206 QNN	0.8	0.05 ~ 0.24	1.99

SNMX
General

Milling - Face Milling - Inserts

SPCN, SPKN / R - Face Milling Positive (4 Corners ISO)



Series	KRINS	IC	S
SP** 1203	75°	12.70	3.18
SP** 1504	75°	15.88	4.76

EDP 1200..

●: Stock item ○: Order made item

H20	P15	P25	P30	P30	P30	P40	K10	K15
P20			K30	M30 S30	M30	M40 S40		
YG012	●							
YG712	●							
YG713	●							
YG622	●							
YG612	●							
YG602								
YG613								
YG5020								
YG501								

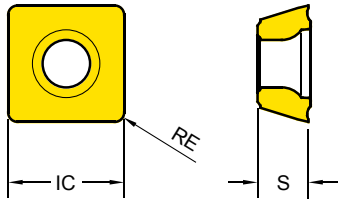
SPCN SPKN SPKR	Designation	RE (mm)	Fz (mm/tooth)	BS (mm)
SPCN Ground insert	SPCN 1203 EDSR - M	0.8	0.10 ~ 0.20	1.82
	SPCN 1203 EDSR - MR	0.8	0.10 ~ 0.20	1.77
	SPCN 1504 EDSR - M	0.8	0.10 ~ 0.20	1.92
	SPCN 1504 EDSR - MR	0.8	0.10 ~ 0.20	1.86
SPKN Hard Materials	SPKN 1203 EDTR	0.8	0.05 ~ 0.30	1.40
	SPKN 1203 EDTR - GW	0.6	0.05 ~ 0.38	1.50
	SPKN 1203 EDTR - PW	0.8	0.05 ~ 0.38	1.50
	SPKN 1504 EDTR	0.8	0.05 ~ 0.24	1.30
	SPKN 1504 EDTR - GW	0.8	0.05 ~ 0.38	2.20
	SPKN 1504 EDTR - PW	0.8	0.05 ~ 0.38	2.13
SPKR General	SPKR 1203 EDTR	0.8	0.05 ~ 0.24	1.40
	SPKR 1203 EDTR - PW	0.8	0.05 ~ 0.11	1.54

- PW : for Improved Surface Roughness
- GW : Ground Wiper
- M : for Mold & Die
- MR : for Mold & Die Roughing

Milling - Face Milling - Inserts

SPMT - Universal Positive (4 Corners)

Series	AS	IC	S
SPMT 1204	11°	12.7	4.81



EDP 1200..

●: Stock item ○: Order made item

H20	P15	P25	P30	P30	P30	P40	K10	K15
P20			K30	M30 S30	M30	M40 S40		
YG012	YG712	YG713	YG622	YG612	YG602	YG613	YG5020	YG501
					● 0223			

SPMT	Designation	RE (mm)	Fz (mm/tooth)	BS (mm)
------	-------------	---------	---------------	---------

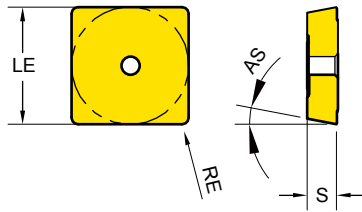
SPMT
General



SPMT 120408	0.8	0.05 ~ 0.24	

Milling - Face Milling - Inserts

SPUN - Universal Positive (4 Corners ISO)



Series	AS	IC	S
SPUN 1203	11°	12.7	3.2

EDP 1200..

●: Stock item ○: Order made item

H20	P15	P25	P30	P30	P30	P40	K10	K15
P20			K30	M30 S30	M30	M40 S40		
YG012	YG712	YG713	YG622	YG612	YG602	YG613	YG5020	YG501
					● 0224			

SPUN	Designation	RE (mm)	Fz (mm/tooth)	BS (mm)
------	-------------	---------	---------------	---------

SPUN
General



SPUN 120308	0.8	0.05 ~ 0.29	

TURNING

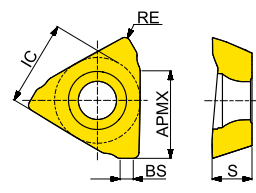
PARTING & GROOVING

MILLING

DRILLING

TECHNICAL INFORMATION

Milling - Shoulder Milling - Inserts
TPKT - Shoulder Milling Positive (3 Corner ISO)



Series	KRINS	IC	S
TP** 1104	90	7.54	4.28
TP** 1605	90	11.66	5.38

EDP 1200..

●: Stock item ○: Order made item

H20	P15	P25	P30	P30	P30	P40	K10	K15
P20			K30	M30	M30	M40		
			S30	S30	S40	S40		
YG012	YG712	YG713	YG622	YG612	YG602	YG613	YG5020	YG501
●	●			●			●	
0802	0807			0801			0808	
●	●			●			●	
0804	0811			0803			0812	
●	●			●			●	
0806	0815			0805			0816	
●	●			●			●	
0781	0779			0718			0780	
●	●			●			●	
0785	0786			0784			0787	
●	●			●			●	
0789	0790			0788			0791	
				●		●		
				0809		0810		
				●		●		
				0813		0814		
				●		●		
				0758		0759		

TPKT	Designation	RE (mm)	Fz (mm/tooth)	BS (mm)
<p>NEW</p> <p>TPKT General</p>	TPKT 110404R - GN	0.4	0.05 ~ 0.24	1.60
	TPKT 110408R - GN	0.8	0.05 ~ 0.24	1.15
	TPKT 110416R - GN	1.6	0.05 ~ 0.24	0.60
	TPKT 160508R - GN	0.8	0.05 ~ 0.27	1.79
	TPKT 160516R - GN	1.6	0.05 ~ 0.27	1.20
	TPKT 160524R - GN	2.4	0.05 ~ 0.27	0.70
<p>NEW</p> <p>-ST Stainless Steel Super Alloy</p>	TPKT 110404R - ST	0.4	0.05 ~ 0.15	1.60
	TPKT 110408R - ST	0.8	0.05 ~ 0.15	1.15
	TPKT 160508R - ST	0.8	0.05 ~ 0.15	0.60

TURNING

PARTING & GROOVING

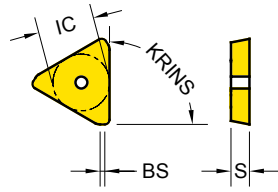
MILLING

DRILLING

TECHNICAL INFORMATION

Milling - Shoulder Milling - Inserts

TPCN / TPKN / KR - Shoulder Milling Positive (3 Corner ISO)



Series	KRINS	IC	S
TP** 1603	90	9.53	3.18
TP** 2204	90	12.7	4.85

EDP 1200..

●: Stock item ○: Order made item

	H20	P15	P25	P30	P30	P30	P40	K10	K15
YG012									
YG712		●							
		0180							
YG713		●							
		0202							
YG622									
YG612							●		
							0062		
YG602							●		
							0306		
YG613							●		
							0302		
YG5020							●		
							0063		
YG501							●		
							0307		
							●		
							0303		
							●	●	
							0060	0690	
							●		
							0300		
							●	●	
							0061	0715	
							●		
							0301		

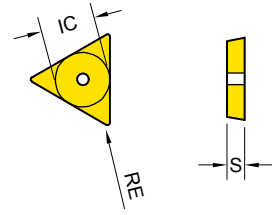
TPCN TPKN TPKR	Designation	RE (mm)	Fz (mm/tooth)	BS (mm)
TPCN Ground insert	TPCN 2204 PDSR - M		0.05 ~ 0.20	1.76
	TPCN 2204 PDSR - MR		0.05 ~ 0.20	1.76
TPKN Hard Materials	TPKN 1603 PDTR		0.05 ~ 0.21	1.2
	TPKN 1603 PDTR - GW		0.05 ~ 0.15	1.6
	TPKN 1603 PDTR - PW		0.05 ~ 0.30	1.2
	TPKN 2204 PDTR		0.05 ~ 0.24	1.7
	TPKN 2204 PDTR - GW		0.05 ~ 0.45	2.5
	TPKN 2204 PDTR - PW		0.05 ~ 0.29	1.7
TPKR General	TPKR 1603 PDTR		0.15 ~ 0.28	1.2
	TPKR 1603 PDTR - PW		0.11 ~ 0.20	1.2
	TPKR 2204 PDTR		0.18 ~ 0.35	1.7
	TPKR 2204 PDTR - PW		0.18 ~ 0.35	1.7

- PW : for Improved Surface Roughness
- GW : Ground Wiper
- M : for Mold & Die
- MR : for Mold & Die Roughing

Milling - Shoulder Milling - Inserts
TPUN - Universal Positive (3 Corners ISO)

- TURNING
- PARTING & GROOVING
- MILLING**
- DRILLING
- TECHNICAL INFORMATION

Series	IC	S
TPUN 1603	9.53	3.18



EDP 1200..

●: Stock item ○: Order made item

H20	P15	P25	P30	P30	P30	P40	K10	K15
P20			K30	M30 S30	M30	M40 S40		
YG012	YG712	YG713	YG622	YG612	YG602	YG613	YG5020	YG501
					● 0064			

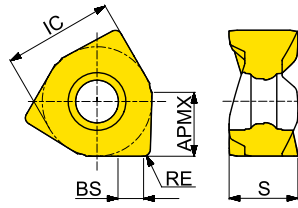
TPUN	Designation	RE (mm)	Fz (mm/tooth)	BS (mm)
------	-------------	---------	---------------	---------

TPUN



TPUN 160308	0.8	0.08~0.15	

Milling - Shoulder Milling - Inserts
WNEX - Shoulder Milling Negative (6 Corners)



Series	IC	S
WNE* 0806	12.9	6.25

EDP 1200..

●: Stock item ○: Order made item

	H20	P15	P25	P30	P30	P30	P40	K10	K15
	P20			K30	M30 S30	M30	M40 S40		
YG012	●	●							
YG712	●	●							
YG713									
YG622									
YG612					●			●	
YG602					●			●	
YG613					●			●	
YG5020								●	
YG501								●	

WNEX	Designation	RE (mm)	Fz (mm/tooth)	BS (mm)
NEW WNEX General	WNEX 080604R - GN	0.4	0.05 ~ 0.26	3.2
	WNEX 080608R - GN	0.8	0.05 ~ 0.26	2.8
	WNEX 080612R - GN	1.2	0.05 ~ 0.26	2.4
	WNEX 080616R - GN	1.6	0.05 ~ 0.26	2.0
	WNEX 080620R - GN	2.0	0.05 ~ 0.26	1.6
NEW -ST Stainless Steel Super Alloy	WNEX 080604R - ST	0.4	0.05 ~ 0.19	3.6
	WNEX 080608R - ST	0.8	0.05 ~ 0.19	3.3
	WNEX 080612R - ST	1.2	0.05 ~ 0.19	2.8
	WNEX 080616R - ST	1.6	0.05 ~ 0.19	2.4
	WNEX 080620R - ST	2.0	0.05 ~ 0.19	2.0

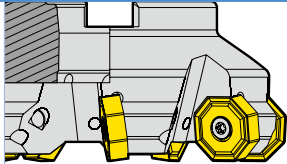
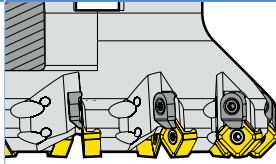
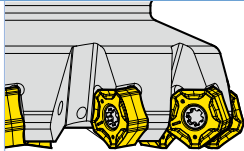
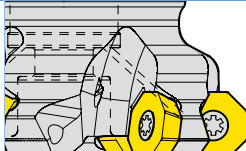
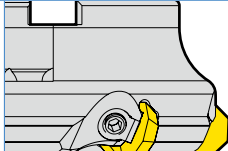
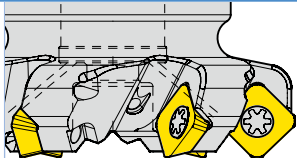


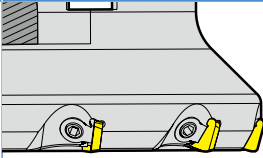


Milling Cutters Overview

Mounting Bolt : p. 197

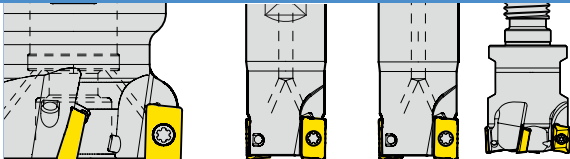
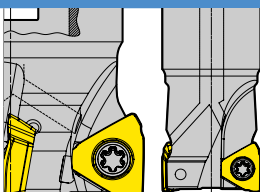


Face Milling



Negative Octagonal		Negative Square		
Cutter	 ONMU 0806	 SNMX 1206		
APMX	5.5		6	
DC	Ø63~315		Ø50~200	
page	185		192	
Negative 10 Corner		Positive Octagonal		
Cutter	 PNMU 1206	 ODMT/ODMW 0605	 OFER 0704	
APMX	4	3.5	5	
DC	Ø50~125	Ø63~125	Ø63~160	
page	186	184	184	
Positive Square			ISO	
Cutter	 SEKT 1204	 SEKT 12T3	 SEGT 1204	 SPKN/SPKR/SPCN 1203
APMX	6	6	6	8
DC	Ø40~160	Ø50~160	Ø50~160	Ø50~200
page	190	190	190	191

Shoulder Milling



2 Corner Positive		ISO		
Cutter	 APKT 1003		APKT 1604	
APMX		9	14	
DC		Ø16~100	Ø25~200	
page		178-179	180-181	
3 Corner Positive		ISO		
Cutter	 TPKT 1104	 TPKT 1605	 TPKN/TPKR/TPCN 1603	TPKN/TPKR/TPCN 2204
APMX	7.0	11.0	12	18
DC	20~63	32~200	Ø50~125	Ø63~315
page	194	195	193	193

TURNING

PARTING & GROOVING

MILLING

DRILLING

TECHNICAL INFORMATION

Click/Touch each page number and move to the very page!

Milling Cutters Overview

Mounting Bolt : p. 197

Shoulder Milling



6 Corner Negative

Cutter		NEW WNEWX0806
APMX		7
DC		Ø32~125
page		196

Profiling



Round Positive

Cutter		
		0802 10T3 1204
APMX		4 5 6
DCX		Ø16~25 Ø20~63 Ø25~100
page		187 187 188

High Feed Milling



Negative 4 Corner

Positive 4 Corner

Cutter				
		ENMX 0604 ENMX 0604 ENMX 0905		SDMT/SDMW 1204
APMX		0.9 1 1.5		1.8
DCX		Ø16~18 Ø20~50 Ø25~125		Ø32~100
page		182 182 183		189

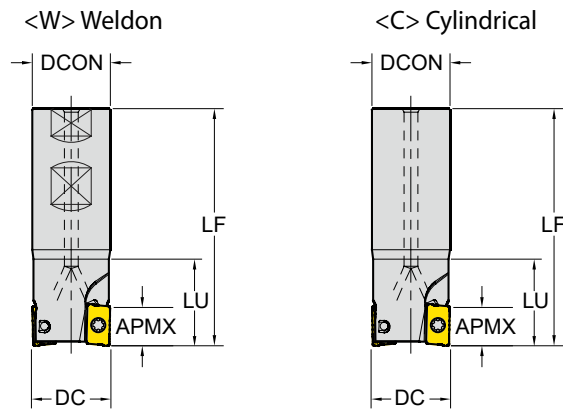
Modular Shank

Modular Shank for Modular Head

Cutter		M08 ~ M16
page		197

Milling - Shoulder Milling - Cutter
Cutters for APKT

Entering Angle : 90°
 2 Corner Positive



CICT : Number of Inserts
 CBDP : Connection Bore Depth

p. 151

Unit:mm

Series	APMX	Designation	EDP 1700..	DC	CICT	LU	LF	TYPE	DCON	CBDP	DCSFMS	PCD1	PCD2	Drop
APKT 1003	9.0	E90 - APKT10 - D16Z2C16 - L100	0083	16	2	40	100	Cylindrical	16	-	-	-	-	●
		E90 - APKT10 - D16Z2C16 - L120	0532	16	2	30	120		16	-	-	-	-	●
		E90 - APKT10 - D16Z2C16 - L150	0154	16	2	40	150		16	-	-	-	-	●
		E90 - APKT10 - D16Z2C16 - L200	0533	16	2	100	200		16	-	-	-	-	●
		E90 - APKT10 - D20Z2C20 - L250	0534	20	2	150	250		20	-	-	-	-	●
		E90 - APKT10 - D20Z3C20 - L100	0535	20	3	30	100		20	-	-	-	-	●
		E90 - APKT10 - D20Z3C20 - L120	0085	20	3	40	120		20	-	-	-	-	●
		E90 - APKT10 - D20Z3C20 - L150	0536	20	3	50	150		20	-	-	-	-	●
		E90 - APKT10 - D20Z3C20 - L200	0270	20	3	100	200		20	-	-	-	-	●
		E90 - APKT10 - D25Z3C25 - L100	0537	25	3	30	100		25	-	-	-	-	●
		E90 - APKT10 - D25Z3C25 - L120	0186	25	3	40	120		25	-	-	-	-	●
		E90 - APKT10 - D30Z4C25 - L100	0122	30	4	30	100		25	-	-	-	-	●
		E90 - APKT10 - D30Z4C25 - L120	0086	30	4	30	120		25	-	-	-	-	●
		E90 - APKT10 - D32Z4C25 - L100	0538	32	4	35	100		25	-	-	-	-	●
		E90 - APKT10 - D32Z4C25 - L150 - WOC	0539	32	4	35	150		25	-	-	-	-	X
		E90 - APKT10 - D12Z1W16 - L100	0540	12	1	30	100		Weldon	16	-	-	-	-
		E90 - APKT10 - D14Z1W16 - L100	0541	14	1	30	100	16		-	-	-	-	●
		E90 - APKT10 - D16Z2W16 - L100	0542	16	2	30	100	16		-	-	-	-	●
		E90 - APKT10 - D16Z2W16 - L85	0082	16	2	-	85	16		-	-	-	-	●
		E90 - APKT10 - D18Z2W16 - L100	0543	18	2	30	100	16		-	-	-	-	●

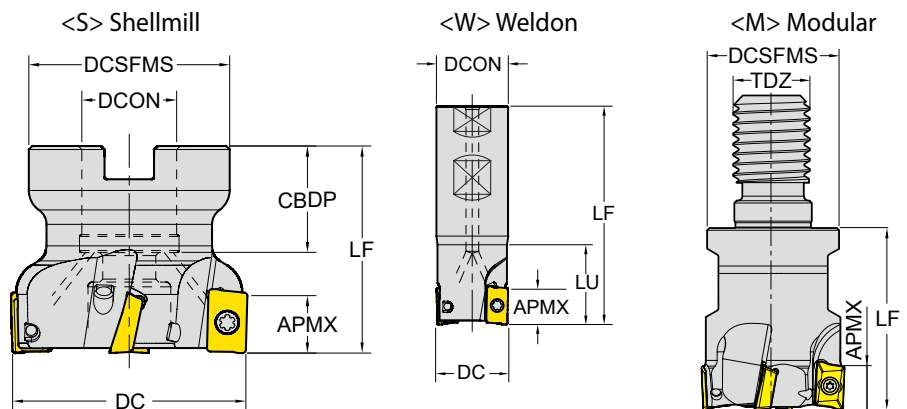
▶ NEXT PAGE

* Clamping Torque (Nm) 1.2Nm

APKT10	Screw (Cutter D16~D20)	Screw (Cutter D20~)	Wrench
Description	TP072505	TP072506	TPWFTP07
EDP	18000016	18000013	18000001

Milling - Shoulder Milling - Cutter Cutters for APKT

Entering Angle : 90°
2 Corner Positive



CICT : Number of Inserts
CBDP : Connection Bore Depth

o : p. 151 Unit:mm

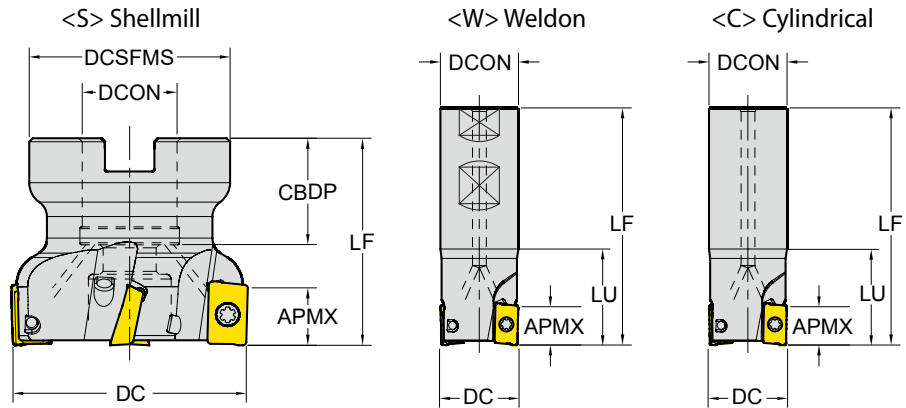
Series	APMX	Designation	EDP 1700..	DC	CICT	LU	LF	TYPE	DCON /TDZ	CBDP	DCSFMS	PCD1	PCD2	Watermark	
APKT 1003	9.0	E90 - APKT10 - D20Z3W20 - L100	0461	20	3	30	100	Weldon	20	-	-	-	-	●	
		E90 - APKT10 - D20Z3W20 - L90	0084	20	3	40	90		20	-	-	-	-	-	●
		E90 - APKT10 - D22Z3W20 - L100	0544	22	3	30	100		20	-	-	-	-	-	●
		E90 - APKT10 - D25Z3W25 - L100	0545	25	3	30	100		25	-	-	-	-	-	●
		E90 - APKT10 - D25Z4W25 - L100	0546	25	4	30	100		25	-	-	-	-	-	●
		E90 - APKT10 - D32Z4W32 - L150 - WOC	0547	32	4	50	150		32	-	-	-	-	-	X
		F90 - APKT10 - D40Z4S16	0087	40	4	-	40	Shellmill	16	18	34	-	-	-	●
		F90 - APKT10 - D40Z5S16	0472	40	5	-	40		16	20	36	-	-	-	●
		F90 - APKT10 - D50Z6S22	0215	50	6	-	40		22	22	42	-	-	-	●
		F90 - APKT10 - D50Z7S22	0088	50	7	-	40		22	20	42	-	-	-	●
		F90 - APKT10 - D63Z7S22	0548	63	7	-	40		22	22	48	-	-	-	●
		F90 - APKT10 - D80Z8S27	0549	80	8	-	50		27	25	58	-	-	-	●
		F90 - APKT10 - D100Z9S32	0550	100	9	-	50		32	26	65	-	-	-	●
		M90 - APKT10 - D16Z2M08	0551	16	2	-	30	Modular	M08	-	14.75	-	-	-	●
		M90 - APKT10 - D20Z3M10	0552	20	3	-	30		M10	-	18	-	-	-	●
		M90 - APKT10 - D25Z3M12	0553	25	3	-	35		M12	-	21	-	-	-	●
		M90 - APKT10 - D32Z4M16	0554	32	4	-	35		M16	-	29	-	-	-	●
		M90 - APKT10 - D40Z5M16	0555	40	5	-	43		M16	-	29	-	-	-	●
M90 - APKT10 - D42Z5M16	0556	42	5	-	43	M16	-		29	-	-	-	●		

* Clamping Torque (Nm) 1.2Nm

APKT10	Screw (Cutter D16~D20)	Screw (Cutter D20~)	Wrench
Description	TP072505	TP072506	TPWFTP07
EDP	18000016	18000013	18000001

Milling - Shoulder Milling - Cutter
Cutters for APKT

Entering Angle : 90°
 2 Corner Positive



CICT : Number of Inserts
 CBDP : Connection Bore Depth

□ : p. 151

Unit:mm

Series	APMX	Designation	EDP 1700..	DC	CICT	LU	LF	TYPE	DCON	CBDP	DCSFMS	PCD1	PCD2	☉		
APKT 1604	14.0	E90 - APKT16 - D25Z2C20 - L100	0091	25	2	-	100	Cylindrical	20	-	-	-	-	●		
		E90 - APKT16 - D25Z2C20 - L100 - WOC	0243	25	2	35	100		20	-	-	-	-	-	X	
		E90 - APKT16 - D25Z2C25 - L250 - WOC	0557	25	2	100	250		25	-	-	-	-	-	X	
		E90 - APKT16 - D32Z2C32 - L250 - WOC	0558	32	2	100	250		32	-	-	-	-	-	X	
		E90 - APKT16 - D32Z3C25 - L110	0094	32	3	-	110	Weldon	25	-	-	-	-	-	●	
		E90 - APKT16 - D32Z3C25 - L200	0559	32	3	40	200		25	-	-	-	-	-	●	
		E90 - APKT16 - D32Z3C32 - L150 - WOC	0250	32	3	50	150		32	-	-	-	-	-	X	
		E90 - APKT16 - D32Z3C32 - L250 - WOC	0560	32	3	100	250		32	-	-	-	-	-	X	
		E90 - APKT16 - D40Z4C32 - L150 - WOC	0561	40	4	40	150		32	-	-	-	-	-	X	
		E90 - APKT16 - D25Z2W25 - L100	0562	25	2	35	100		25	-	-	-	-	-	-	●
		E90 - APKT16 - D25Z2W25 - L110	0092	25	2	-	110		25	-	-	-	-	-	-	●
		E90 - APKT16 - D28Z3W25 - L100	0563	28	3	40	100	25	-	-	-	-	-	-	●	
		E90 - APKT16 - D30Z3W25 - L110	0564	30	3	40	110	25	-	-	-	-	-	-	●	
		E90 - APKT16 - D32Z3W25 - L110	0093	32	3	-	110	25	-	-	-	-	-	-	●	
		E90 - APKT16 - D32Z3W32 - L110	0565	32	3	40	110	32	-	-	-	-	-	-	●	
		E90 - APKT16 - D36Z3W32 - L110	0566	36	3	40	110	32	-	-	-	-	-	-	●	
		F90 - APKT16 - D40Z4S16	0275	40	4	-	40	Shellmill	16	20	36	-	-	-	●	
		F90 - APKT16 - D50Z5S22	0095	50	5	-	40		22	20	45	-	-	-	●	

▶ NEXT PAGE

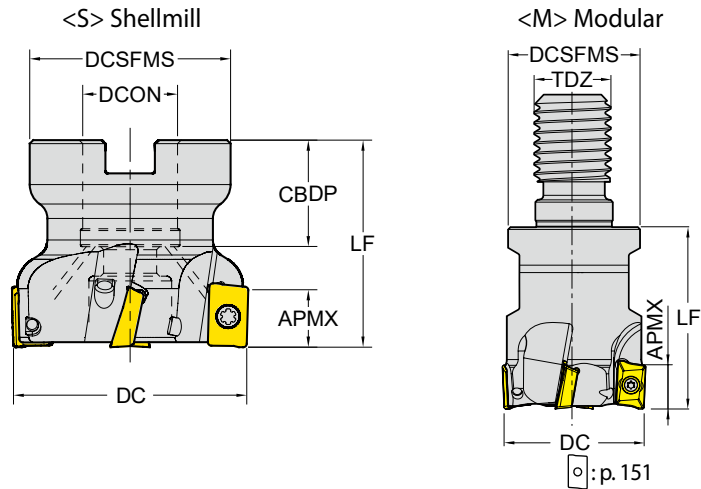
* Clamping Torque (Nm) 3.0Nm

APKT16	Screw	Wrench
Description	TP154008	TPWFTP15
EDP	18000006	18000003

Milling - Shoulder Milling - Cutter

Cutters for APKT

Entering Angle : 90°
2 Corner Positive



CICT : Number of Inserts
CBDP : Connection Bore Depth

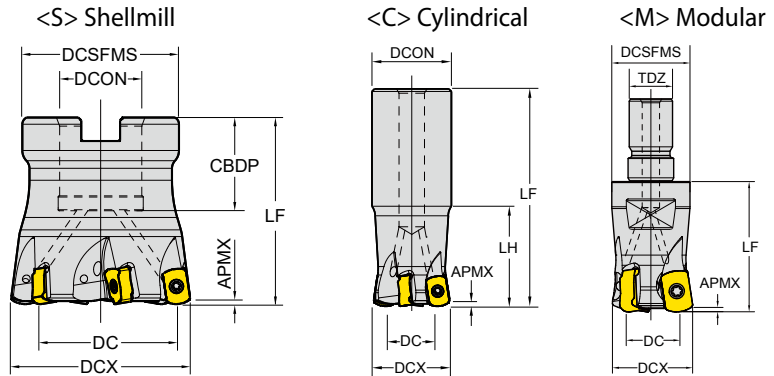
Series	APMX	Designation	EDP 1700..	DC	CICT	LU	LF	TYPE	DCON /TDZ	CBDP	DCSFMS	PCD1	PCD2	
APKT 1604	14.0	F90 - APKT16 - D52Z5S22	0567	52	5	-	40	Shellmill	22	22	42	-	-	●
		F90 - APKT16 - D63Z6S22	0096	63	6	-	40		22	20	50	-	-	●
		F90 - APKT16 - D80Z7S27	0097	80	7	-	50		27	23	56	-	-	●
		F90 - APKT16 - D100Z8S32	0181	100	8	-	50		32	26	65	-	-	●
		F90 - APKT16 - D125Z9S40 - WOC	0238	125	9	-	63		40	32	80	-	-	X
		F90 - APKT16 - D160Z10S40 - WOC	0568	160	10	-	63		40	32	110	66.7	-	X
		F90 - APKT16 - D200Z12S60 - WOC	0569	200	12	-	63	60	40	130	101.6	-	X	
		M90 - APKT16 - D25Z2M12	0570	25	2	-	43	Modular	M12	-	21	-	-	●
		M90 - APKT16 - D32Z3M16	0571	32	3	-	43		M16	-	29	-	-	●
		M90 - APKT16 - D42Z4M16	0572	42	4	-	43		M16	-	29	-	-	●

* Clamping Torque (Nm) 3.0Nm

APKT16	Screw	Wrench
Description	TP154008	TPWFTP15
EDP	18000006	18000003

Milling - High Feed Milling - Cutter
Cutters for ENMX

Entering Angle : 10°
 4 Corner Negative



CICT : Number of Inserts
 CBDP : Connection Bore Depth

□ : p. 153 Unit : mm

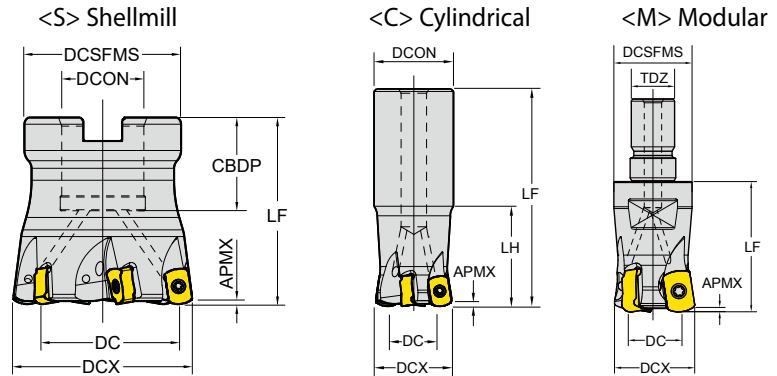
Series	APMX	Designation	EDP 1700..	DC	DCX	CICT	LF	Type	DCON /TDZ	LH	CBDP	DCSFMS	
ENMX 0604	0.9	EHF - ENMX06 - D16Z2C16 - L100	0644	9.0	16	2	100	Cylindrical	16	30	-	-	●
		EHF - ENMX06 - D16Z2C16 - L150	0645	9.0	16	2	150		16	50	-	-	●
		EHF - ENMX06 - D17Z2C16 - L100	0674	10.0	17	2	100		16	20	-	-	●
		EHF - ENMX06 - D17Z2C16 - L150	0473	10.0	17	2	150		16	20	-	-	●
	1	EHF - ENMX06 - D20Z3C20 - L130	0463	12.6	20	3	130	Cylindrical	20	50	-	-	●
			0646	12.6	20	3	160		20	80	-	-	●
		EHF - ENMX06 - D21Z3C20 - L150	0475	13.6	21	3	150		20	20	-	-	●
		EHF - ENMX06 - D21Z3C20 - L200	0476	13.6	21	3	200		20	20	-	-	●
		EHF - ENMX06 - D25Z4C25 - L140	0647	17.6	25	4	140		25	60	-	-	●
		EHF - ENMX06 - D25Z4C25 - L180	0464	17.6	25	4	180		25	80	-	-	●
		EHF - ENMX06 - D25Z4C25 - L250	0648	17.6	25	4	250		25	120	-	-	●
		EHF - ENMX06 - D26Z4C25 - L150	0479	18.6	26	4	150		25	30	-	-	●
		EHF - ENMX06 - D26Z4C25 - L200	0480	18.6	26	4	200		25	30	-	-	●
		EHF - ENMX06 - D32Z5C32 - L150	0649	24.6	32	5	150		32	70	-	-	●
EHF - ENMX06 - D32Z5C32 - L200	0465	24.6	32	5	200	32	100	-	-	●			
0.9	MHF - ENMX06 - D16Z2M08	0691	9.0	16	2	23	Modular	M08		-	13	●	
		0730	11.0	18	2	23		M08		-	13	●	
1	MHF - ENMX06 - D20Z3M10	0692	12.6	20	3	30	Modular	M10		-	18	●	
		0693	17.6	25	4	35		M12		-	21	●	
	MHF - ENMX06 - D32Z5M16	0694	24.6	32	5	42		M16		-	29	●	
	MHF - ENMX06 - D35Z5M16	0695	27.6	35	5	42		M16		-	29	●	
	MHF - ENMX06 - D40Z6M16	0732	32.6	40	6	42		M16		-	29	●	
	MHF - ENMX06 - D42Z6M16	0696	34.6	42	6	42		M16		-	29	●	
1	FHF - ENMX06 - D40Z6S16	0482	32.6	40	6	40	Shellmill	16		18	37	●	
		0471	42.6	50	6	50		22		25	42	●	

* Clamping Torque (Nm) 1.2Nm

ENMX06	Screw	Wrench	Handle	BIT
Description	TP082507-GS	TPWBTP08	DH-H4	DB-TP08
EDP	18000206	18000218	18000189	18000190

Milling - High Feed Milling - Cutter Cutters for ENMX

Entering Angle : 10°
4 Corner Negative



CICT : Number of Inserts
CBDP : Connection Bore Depth

□ : p. 153 Unit : mm

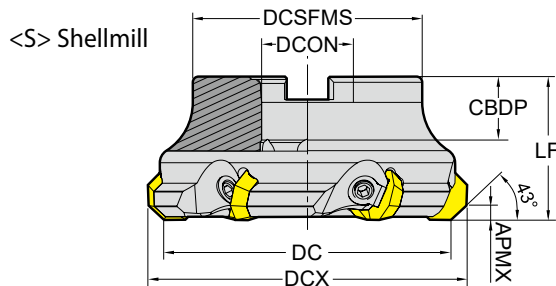
Series	APMX	Designation	EDP 1700..	DC	DCX	CICT	LF	Type	DCON /TDZ	LH	CBDP	DCSFMS	
ENMX 0905	1.5	EHF - ENMX09 - D25Z2C25 - L150	0745	15	25	2	150	Cylindrical	25	70	-	-	●
		EHF - ENMX09 - D26Z2C25 - L200	0746	16	26	2	200		25	30	-	-	●
		EHF - ENMX09 - D26Z3C25 - L200	0747	16	26	3	200		25	30	-	-	●
		EHF - ENMX09 - D32Z3C32 - L160	0748	22	32	3	160		32	70	-	-	●
		EHF - ENMX09 - D33Z3C32 - L200	0749	23	33	3	200		32	30	-	-	●
		EHF - ENMX09 - D33Z4C32 - L200	0750	23	33	4	200		32	40	-	-	●
		EHF - ENMX09 - D40Z5C32 - L180	0751	30	40	5	180		32	40	-	-	●
		FHF - ENMX09 - D50Z3S22	0820	40	50	3	50	Shellmill	22	-	20	42	●
		FHF - ENMX09 - D50Z4S22	0821	40	50	4	50		22	-	20	42	●
		FHF - ENMX09 - D50Z5S22	0752	40	50	5	50		22	-	20	42	●
		FHF - ENMX09 - D63Z4S22	0822	53	63	4	50		22	-	20	48	●
		FHF - ENMX09 - D63Z5S22	0823	53	63	5	50		22	-	20	48	●
		FHF - ENMX09 - D63Z6S22	0753	53	63	6	50		22	-	20	48	●
		FHF - ENMX09 - D63Z7S22	0754	53	63	7	50		22	-	20	48	●
		FHF - ENMX09 - D80Z8S27	0755	70	80	8	50		27	-	23	56	●
FHF - ENMX09 - D100Z10S32	0824	90	100	10	63	32	-	26	78	●			
FHF - ENMX09 - D125Z12S40	0825	115	125	12	63	40	-	28	89	●			

* Clamping Torque (Nm) 2.0Nm

ENMX09	Screw	Wrench	Handle	BIT
Description	TP093510-GS	TPWBTP09	DH-H4	DB-TP09
EDP	18000214	18000216	18000189	18000209

Milling - Face Milling - Cutter Cutters for OFER

Entering Angle : 43°
8 Corner Positive



CICT : Number of Inserts
CBDP : Connection Bore Depth

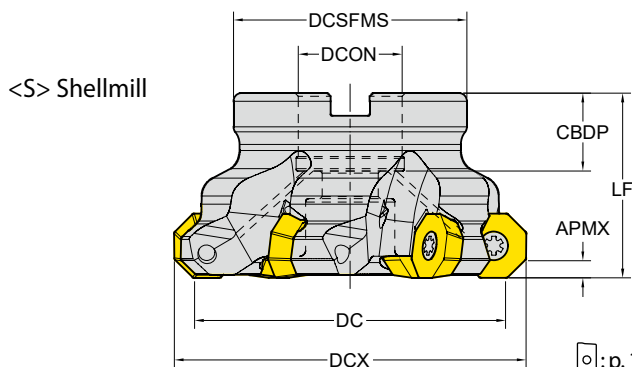
□ : p. 156 Unit:mm

Series	APMX	Designation	EDP 1700..	DC	DCX	CICT	LF	TYPE	DCON	CBDP	DCSFMS	PCD1	PCD2	☉
OFER 0704	5.0	F43 - OFER07 - D63Z4S22 - WOC	0484	65	75	4	45	Shellmill	22	22	48	-	-	X
		F43 - OFER07 - D80Z5S27 - WOC	0485	82	92	5	50		27	25	58	-	-	X
		F43 - OFER07 - D100Z6S32 - WOC	0486	102	112	6	50		32	26	80	-	-	X
		F43 - OFER07 - D125Z8S40 - WOC	0487	127	137	8	63		40	32	85	-	-	X
		F43 - OFER07 - D160Z9S40 - WOC	0488	162	172	9	63		40	32	110	66.7	-	X

OFER07	Screw	Wrench	Wedge Clamp
Description	YAKV-15-M8x1x20	YAAL-05-4	YACK-11
EDP	18000086	18000062	18000068

Milling - Face Milling - Cutter Cutters for ODMT, ODMW

Entering Angle : 43°
8 Corner Positive



CICT : Number of Inserts
CBDP : Connection Bore Depth

□ : p. 155 Unit :mm

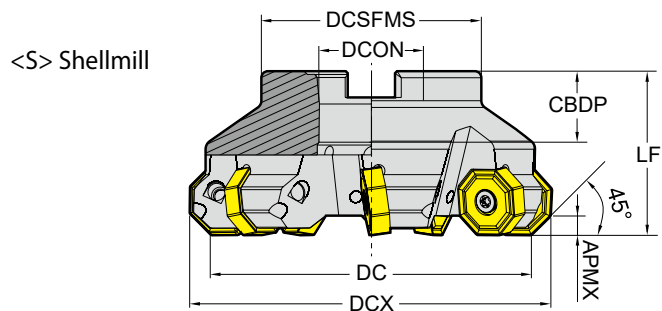
Series	APMX	Designation	EDP 1700..	DC	DCX	CICT	LF	TYPE	DCON	CBDP	DCSFMS	PCD1	PCD2	☉
ODMT ODMW 0605	3.5	F43 - ODMT06 - D63Z5S22	0001	63	73	5	40	Shellmill	22	20	50	-	-	●
		F43 - ODMT06 - D80Z6S27	0002	80	90	6	50		27	23	56	-	-	●
		F43 - ODMT06 - D100Z7S32	0003	100	110	7	50		32	26	78	-	-	●
		F43 - ODMT06 - D125Z8S40	0004	125	135	8	63		40	28	89	-	-	●

* Clamping Torque (Nm) 5.3Nm

ODMT06	Screw	Wrench
Description	TP205013	TPWFTP20
EDP	18000007	18000004

Milling - Face Milling - Cutter Cutters for ONMU

Entering Angle: 45°
16 Corner Negative



CICT : Number of Inserts
CBDP : Connection Bore Depth

□: p. 157 Unit: mm

Series	APMX	Designation	EDP 1700..	DC	DCX	CICT	LF	TYPE	DCON	CBDP	DCSFMS	PCD1	PCD2	☉
ONMU 0806	5.5	F45 - ONMU08 - D63Z5S22	0493	63	75	5	40	Shellmill	22	22	49	-	-	●
		F45 - ONMU08 - D80Z6S27	0494	80	92	6	50		27	25	58	-	-	●
		F45 - ONMU08 - D100Z7S32	0495	100	112	7	50		32	26	67	-	-	●
		F45 - ONMU08 - D125Z8S40 - WOC	0496	125	137	8	63		40	32	87	-	-	X
		F45 - ONMU08 - D160Z10S40 - WOC	0497	160	172	10	63		40	32	107	66.7	-	X
		F45 - ONMU08 - D200Z12S60 - WOC	0498	200	212	12	63		60	40	130	101.6	-	X
		F45 - ONMU08 - D315Z16S60 - WOC	0499	315	327	16	63		60	40	220	101.6	177.8	X

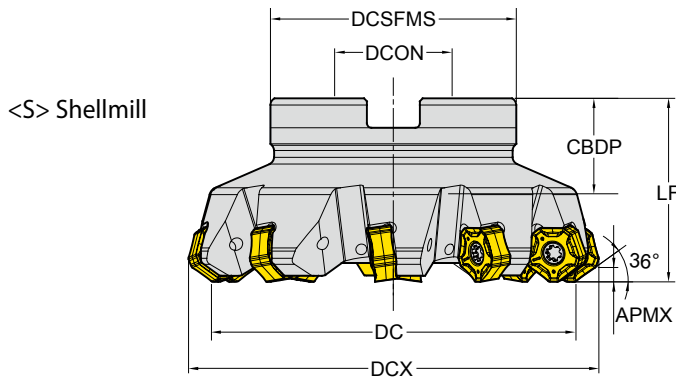
► ONHU is Available for Wiper Insert

* Clamping Torque (Nm) 5.3Nm

ONMU08	Screw	Wrench
Description	TP205013	TPWFTP20
EDP	18000007	18000004

Milling - Face Milling - Cutter
Cutters for PNMU

Entering Angle : 36°
 10 Corner Negative



CICT : Number of Inserts
 CBDP : Connection Bore Depth

p. 158

Unit:mm

Series	APMX	Designation	EDP 1700..	DC	DCX	CICT	LF	TYPE	DCON	CBDP	DCSFMS	PCD1	PCD2	
PNMU 1206	4.0	F36 - PNMU12 - D50Z4S22	0774	50	63.6	4	40	Shellmill	22	20	42	-	-	●
		F36 - PNMU12 - D50Z5S22	0785	50	63.6	5	40		22	20	42	-	-	●
		F36 - PNMU12 - D63Z5S22	0775	63	76.6	5	40		22	20	48	-	-	●
		F36 - PNMU12 - D63Z6S22	0483	63	76.6	6	40		22	20	48	-	-	●
		F36 - PNMU12 - D80Z8S27	0466	80	93.6	8	50		27	23	58	-	-	●
		F36 - PNMU12 - D100Z10S32	0467	100	113.6	10	50		32	26	67	-	-	●
		F36 - PNMU12 - D125Z10S40	0786	125	138.6	10	63		40	29	89	-	-	●

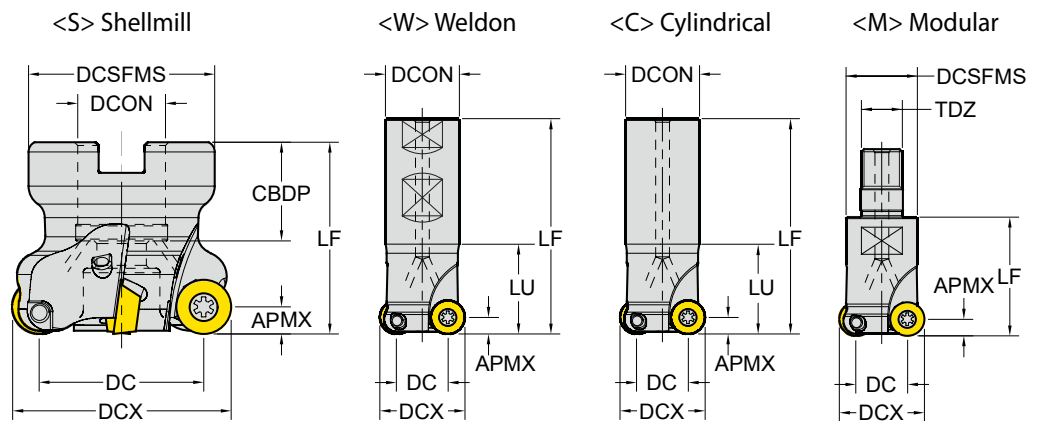
* Clamping Torque (Nm) 3.0Nm

PNMU12	Screw	Wrench	Handle	BIT
Description	TP154008	TPWBTP15	DH-H4	DB-TP15
EDP	1800006	18000217	18000189	18000208

Milling - Profiling - Cutter

Cutters for RDKT, RDKW

Round Positive



CICT : Number of Inserts
 CBDP : Connection Bore Depth

□ : p. 159 Unit : mm

Series	APMX	Designation	EDP 1700..	DC	DCX	CICT	LU	LF	TYPE	DCON /TDZ	CBDP	DCSFMS	⚙
RDKT RDKW 0802	4.0	E - RDKT08 - D16Z2C16 - L160	0005	8	16	2	-	160	Cylindrical	16	-	-	●
		E - RDKT08 - D20Z2C20 - L180	0007	12	20	2	-	180		20	-	-	●
		E - RDKT08 - D25Z3C20 - L180	0009	17	25	3	-	180		20	-	-	●
		M - RDKT08 - D16Z2M08	0010	8	16	2	-	23	Modular	M08	-	13	●
		M - RDKT08 - D20Z2M10	0011	12	20	2	-	30		M10	-	18	●
		M - RDKT08 - D25Z3M12	0012	17	25	3	-	35		M12	-	21	●
RDKT RDKW 10T3	5.0	E - RDKT10 - D20Z2C20 - L150 - WOC	0576	10	20	2	60	150	Cylindrical	20	-	-	X
		E - RDKT10 - D20Z2C20 - L180	0013	10	20	2	-	180		20	-	-	●
		E - RDKT10 - D25Z2C25 - L150 - WOC	0299	15	25	2	60	150		25	-	-	X
		E - RDKT10 - D25Z2C25 - L180	0015	15	25	2	-	180		25	-	-	●
		E - RDKT10 - D20Z2W20 - L150 - WOC	0577	10	20	2	60	150	Weldon	20	-	-	X
		E - RDKT10 - D25Z2W25 - L150 - WOC	0578	15	25	2	60	150		25	-	-	X
		E - RDKT10 - D32Z3W32 - L150 - WOC	0579	22	32	3	60	150		32	-	-	X
		F - RDKT10 - D40Z5S16	0019	30	40	5	-	40	Shellmill	16	18	34	●
		F - RDKT10 - D50Z5S22	0580	40	50	5	-	50		22	22	42	●
		F - RDKT10 - D50Z6S22	0020	40	50	6	-	50		22	22	42	●
		F - RDKT10 - D63Z6S22	0581	53	63	6	-	50		22	22	48	●
		M - RDKT10 - D20Z2M10	0017	10	20	2	-	30	Modular	M10	-	18	●
M - RDKT10 - D25Z3M12	0018	15	25	3	-	35	M12	-		21	●		

* Clamping Torque (Nm) 1.2Nm

RDKT08	Screw	Wrench
Description	TP082505	TPWFTP08
EDP	18000008	18000002

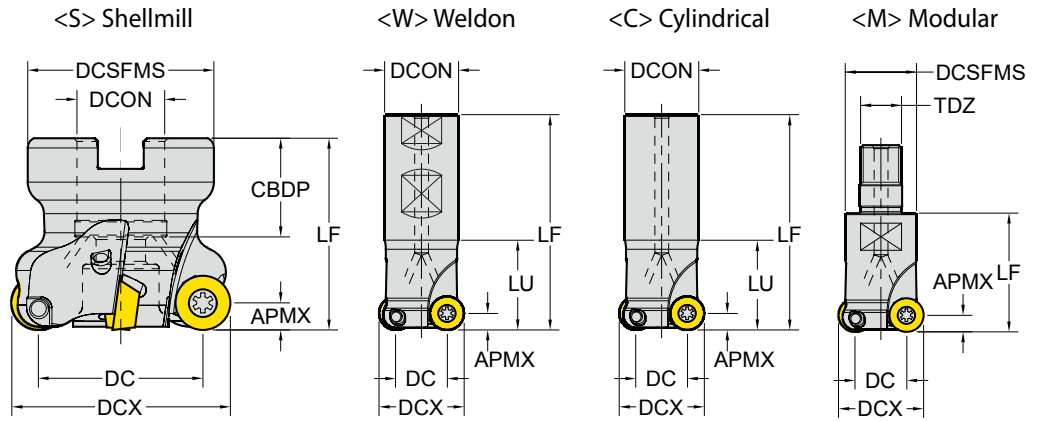
* Clamping Torque (Nm) 3.0Nm

RDKT10	Screw	Wrench
Description	TP154008RD	TPWFTP15
EDP	18000017	18000003

Milling - Profiling - Cutter
Cutters for RDKT, RDKW

TURNING
 PARTING & GROOVING
 MILLING
 DRILLING
 TECHNICAL INFORMATION

Round Positive



CICT : Number of Inserts
 CDBP : Connection Bore Depth

p. 159 Unit : mm

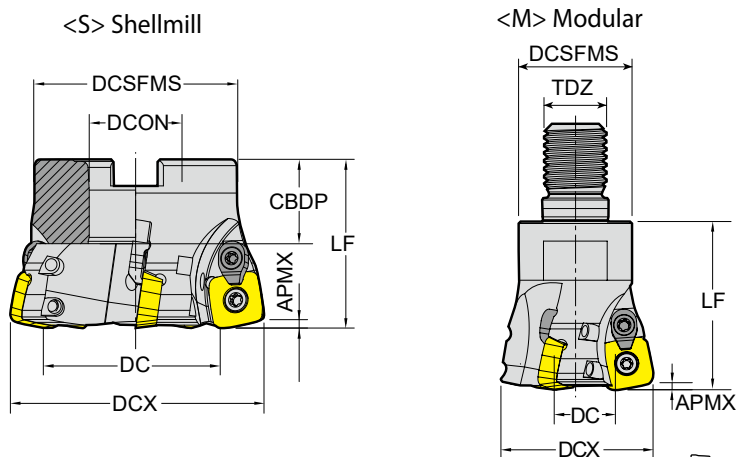
Series	APMX	Designation	EDP 1700..	DC	DCX	CICT	LU	LF	TYPE	DCON /TDZ	CBDP	DCSFMS	Drop
RDKT RDKW 1204	6.0	E - RDKT12 - D25Z2C25 - L180	0021	13	25	2	80	180	Cylindrical	25	-	-	●
		E - RDKT12 - D32Z2C32 - L200	0023	20	32	2	60	200		32	-	-	●
		E - RDKT12 - D32Z3C32 - L160	0024	20	32	3	60	160		32	-	-	●
		E - RDKT12 - D32Z3C32 - L160 - WOC	0582	20	32	3	70	160		32	-	-	X
		E - RDKT12 - D33Z3C32 - L160 - WOC	0583	21	33	3	70	160		32	-	-	X
		E - RDKT12 - D32Z3W32 - L160 - WOC	0584	20	32	3	50	160	Weldon	32	-	-	X
		F - RDKT12 - D40Z4S16	0028	28	40	4	-	40	Shellmill	16	18	32	●
		F - RDKT12 - D50Z5S22	0029	38	50	5	-	50		22	20	40	●
		F - RDKT12 - D52Z5S22	0585	40	52	5	-	50		22	22	42	●
		F - RDKT12 - D63Z6S22	0030	51	63	6	-	50		22	20	48	●
		F - RDKT12 - D80Z7S27	0586	68	80	7	-	50		27	25	58	●
		F - RDKT12 - D100Z7S32	0587	88	100	7	-	50		32	26	65	●
		F - RDKT12 - D100Z8S32	0588	88	100	8	-	50	32	26	65	●	
M - RDKT12 - D25Z2M12	0026	13	25	2	-	35	Modular	M12	-	21	●		
M - RDKT12 - D32Z3M16	0027	20	32	3	-	42		M16	-	29	●		
M - RDKT12 - D42Z4M16	0589	30	42	4	-	43		M16	-	29	●		

* Clamping Torque (Nm) 3.0Nm

RDKT12	Screw	Wrench	Wedge Clamp
Description	TP154009	TPWFTP15	MTCA - 130813P
EDP	18000010	18000003	18000037

Milling - High Feed Milling - Cutter Cutters for SDMT, SDMW

Entering Angle : 10°
4 Corner Positive



CICT : Number of Inserts
CDBP : Connection Bore Depth

p. 163 Unit : mm

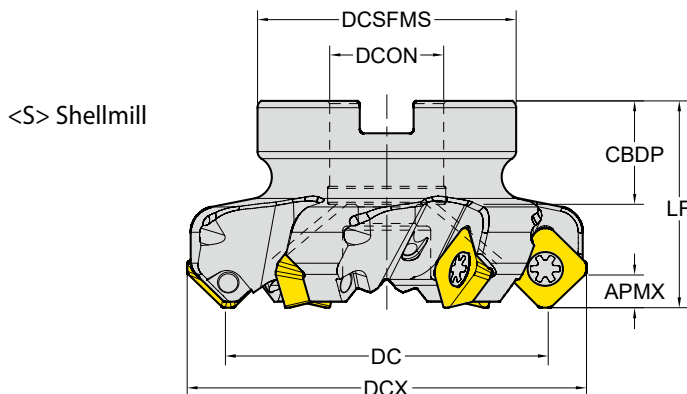
Series	APMX	Designation	EDP 1700..	DC	DCX	CICT	Lf	TYPE	DCON /TDZ	CBDP	DCSFMS	
SDMT SDMW 1204	1.8	FHF - SDM12 - D50Z4S22	0604	32.4	50	4	40	Shellmill	22	22	42	●
		FHF - SDM12 - D63Z5S22	0605	45.4	63	5	40		22	22	48	●
		FHF - SDM12 - D80Z6S27	0606	62.4	80	6	50		27	25	58	●
		FHF - SDM12 - D100Z8S32	0607	82.4	100	8	50		32	26	65	●
		MHF - SDM12 - D32Z2M16	0608	14.4	32	2	43	Modular	M16	-	29	●
		MHF - SDM12 - D40Z3M16	0609	22.4	40	3	43		M16	-	29	●

* Clamping Torque (Nm) 3.0Nm

SDMT12	Screw	Wrench	Handle	Wedge Clamp
Description	Y4015-M4x11	Y80-T15	18000167	YACK-15
EDP	18000119	18000167	-	18000069

Milling - Face Milling - Cutter
Cutters for SEGT, SEKT

Entering Angle : 45°
 4 Corner Positive



CICT : Number of Inserts
 CDBP : Connection Bore Depth

p. 164/165 Unit:mm

Series	APMX	Designation	EDP 1700..	DC	DCX	CICT	LF	TYPE	DCON	CBDP	DCSFMS	PCD1	PCD2	⦿
SEGT SEKT 12T3	6.0	F45 - SE12T3 - D50Z4S22	0500	50	64	4	40	Shellmill	22	22	48	-	-	●
		F45 - SE12T3 - D63Z5S22	0501	63	77	5	40		22	22	48	-	-	●
		F45 - SE12T3 - D80Z6S27	0502	80	94	6	50		27	25	58	-	-	●
		F45 - SE12T3 - D100Z7S32	0503	100	114	7	50		32	26	65	-	-	●
		F45 - SE12T3 - D125Z8S40 - WOC	0504	125	139	8	63		40	32	85	-	-	X
		F45 - SE12T3 - D160Z10S40 - WOC	0505	160	174	10	63		40	32	110	66.7	-	X
SEGT SEKT 1204	6.0	F45 - SEKT12 - D40Z4S16	0031	40	54	4	40	Shellmill	16	18	32	-	-	●
		F45 - SEKT12 - D50Z5S22	0032	50	64	5	40		22	20	48	-	-	●
		F45 - SEKT12 - D63Z4S22	0033	63	77	4	40		22	20	50	-	-	●
		F45 - SEKT12 - D63Z6S22	0034	63	77	6	40		22	20	50	-	-	●
		F45 - SEKT12 - D80Z4S27	0035	80	94	4	50		27	22	56	-	-	●
		F45 - SEKT12 - D80Z7S27	0036	80	94	7	50		27	22	56	-	-	●
		F45 - SEKT12 - D100Z8S32	0037	100	114	8	50		32	25	78	-	-	●
		F45 - SEKT12 - D125Z10S40	0038	125	139	10	63		40	29	90	-	-	●
		F45 - SEKT12 - D160Z12S40	0039	160	174	12	63		40	30	114	-	-	X

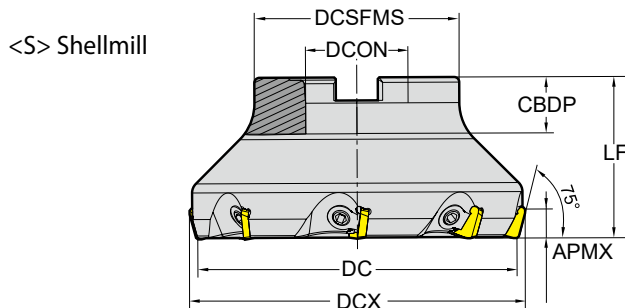
* Clamping Torque (Nm) 2.4Nm

SEKT12T3	Screw	Wrench
Description	Y4015-M3.5x11	Y80-T15
EDP	18000118	18000167

SEKT1204	Screw	Wrench
Description	TP204510	TPWFTP20
EDP	18000011	18000004

Milling - Face Milling - Cutter Cutters for SPCN, SPKN, SPKR

Entering Angle : 75°
4 Corner Positive ISO



CICT : Number of Inserts
CBDP : Connection Bore Depth

□ : p. 169 Unit: mm

Series	APMX	Designation	EDP 1700..	DC	DCX	CICT	LF	TYPE	DCON	CBDP	DCSFMS	PCD1	PCD2	☰
SPCN SPKN SPKR 1203	8.0	F75 - SPKN12 - D50Z4S22 - WOC	0611	50	56	4	42	Shellmill	22	22	42	-	-	X
		F75 - SPKN12 - D63Z5S22 - WOC	0612	63	69	5	40		22	22	48	-	-	X
		F75 - SPKN12 - D80Z6S27 - WOC	0613	80	86	6	50		27	25	58	-	-	X
		F75 - SPKN12 - D100Z7S32 - WOC	0614	100	106	7	50		32	26	65	-	-	X
		F75 - SPKN12 - D125Z8S40 - WOC	0615	125	131	8	63		40	32	80	-	-	X
		F75 - SPKN12 - D160Z9S40 - WOC	0616	160	166	9	63		40	32	110	66.7	-	X
		F75 - SPKN12 - D200Z12S60 - WOC	0617	200	206	12	63		60	40	130	101.6	-	X

SPKN1203	Screw	Wrench	Wedge Clamp
Description	YAKV-22-M8x1x14	YAAL-05-4	YACK-10
EDP	18000089	18000062	18000067
Description	YAKV-13-M8x1x16	-	-
EDP	18000084	-	-

Milling - Face Milling - Cutter
Cutters for SNMX

Entering Angle : 45°
 8 Corner Negative

TURNING

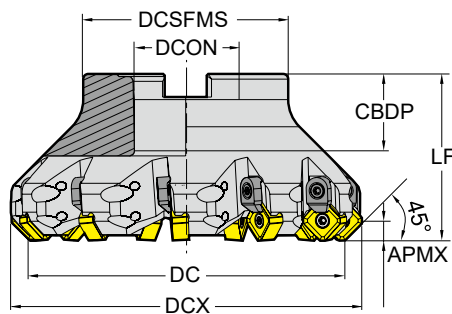
PARTING & GROOVING

MILLING

DRILLING

TECHNICAL INFORMATION

<S> Shellmill



CICT : Number of Inserts
 CBDP : Connection Bore Depth

□: p. 168

Unit:mm

Series	APMX	Designation	EDP 1700..	DC	DCX	CICT	LF	TYPE	DCON	CBDP	DCSFMS	PCD1	PCD2	☉
SNMX 1206 ANN	6.0	F45 - SNMX12 - D50Z4S22	0506	50	63	4	42	Shellmill	22	22	42	-	-	●
		F45 - SNMX12 - D50Z5S22	0507	50	63	5	42		22	22	42	-	-	●
		F45 - SNMX12 - D63Z6S22	0508	63	76	6	42		22	22	48	-	-	●
		F45 - SNMX12 - D63Z7S22	0509	63	76	7	42		22	22	48	-	-	●
		F45 - SNMX12 - D80Z7S27	0510	80	93	7	52		27	25	58	-	-	●
		F45 - SNMX12 - D80Z8S27	0511	80	93	8	52		27	25	58	-	-	●
		F45 - SNMX12 - D100Z10S32	0512	100	113	10	52		32	26	67	-	-	●
		F45 - SNMX12 - D100Z8S32	0513	100	113	8	52		32	26	67	-	-	●
		F45 - SNMX12 - D125Z11S40 - WOC	0514	125	138	11	65		40	32	80	-	-	X
		F45 - SNMX12 - D160Z12S40 - WOC	0515	160	173	12	65		40	32	110	66.7	-	X
		F45 - SNMX12 - D200Z14S60 - WOC	0516	200	213	14	65		60	40	130	101.6	-	X

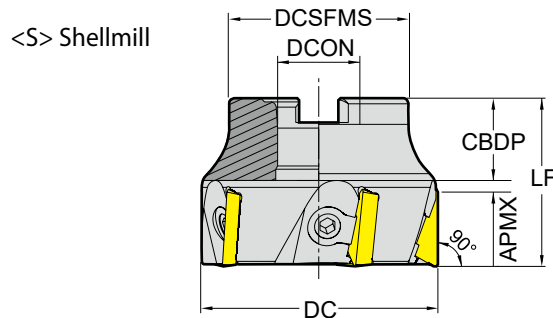
* Clamping Torque (Nm) 3.0Nm

SNMX12	Screw	Wrench	Wedge Clamp
Description	Y4015-M4x11	Y80-T15	Y4015-M4x11
EDP	18000119	18000167	18000119

Milling - Shoulder Milling - Cutter


Cutters for TPCN, TPKN, TPKR

Entering Angle : 90°
3 Corner Positive ISO



CICT : Number of Inserts
CBDP : Connection Bore Depth

 p. 173 Unit: mm

Series	APMX	Designation	EDP 1700..	DC	CICT	LU	LF	TYPE	DCON	CBDP	DCSFMS	PCD1	PCD2	
TPCN TPKN TPKR 1603	12.0	F90 - TPKN16 - D50Z4S22 - WOC	0618	50	4	-	40	Shellmill	22	22	42	-	-	X
		F90 - TPKN16 - D63Z6S22 - WOC	0619	63	6	-	45		22	22	48	-	-	X
		F90 - TPKN16 - D80Z7S27 - WOC	0620	80	7	-	50		27	25	58	-	-	X
		F90 - TPKN16 - D125Z8S40 - WOC	0621	125	8	-	63		40	32	80	-	-	X
TPCN TPKN TPKR 2204	18.0	F90 - TPKN22 - D63Z5S22 - WOC	0622	63	5	-	45	Shellmill	22	22	48	-	-	X
		F90 - TPKN22 - D80Z6S27 - WOC	0623	80	6	-	50		27	25	58	-	-	X
		F90 - TPKN22 - D100Z7S32 - WOC	0624	100	7	-	50		32	26	65	-	-	X
		F90 - TPKN22 - D125Z8S40 - WOC	0625	125	8	-	63		40	32	80	-	-	X
		F90 - TPKN22 - D160Z9S40 - WOC	0626	160	9	-	63		40	32	110	66.7	-	X
		F90 - TPKN22 - D200Z12S60 - WOC	0627	200	12	-	63		60	40	130	101.6	-	X
		F90 - TPKN22 - D250Z15S60 - WOC	0628	250	15	-	63		60	40	160	101.6	-	X
		F90 - TPKN22 - D315Z18S60 - WOC	0629	315	18	-	63		60	40	220	101.6	177.8	X

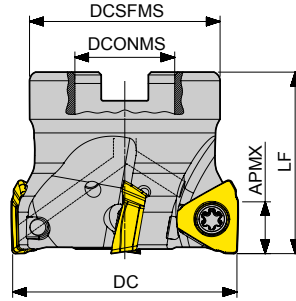
TPKN16	Screw	Wrench	Wedge Clamp
Description	YAKV-13-M8x1x16	YAAL-05-4	YACK-10
EDP	18000084	18000062	18000067

TPKN22	Screw	Wrench	Wedge Clamp
Description	YAKV-14-M8x1x18	YAAL-05-4	YACK-11
EDP	18000085	18000062	18000068

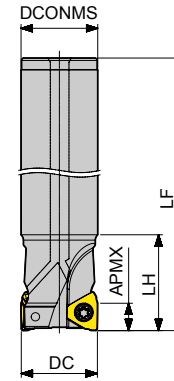
Milling - Shoulder Milling - Cutter
Cutters for TPKT

Entering Angle : 90°
3 Corner Positive

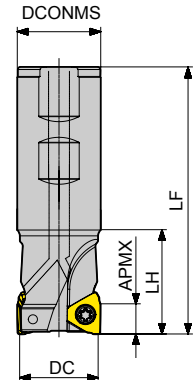
<S> Shellmill



<C> Cylindrical



<W> Weldon



CICT : Number of Inserts
CBDP : Connection Bore Depth

□: p.172

Unit : mm

Series	APMX	Designation	EDP 1700..	DC	CICT	LF	TYPE	DCON /TDZ	LH	CBDP	DCSFMS	
TPKT 1104	7.0	E90 - TP11 - D20Z2C20 - L170	1037	20	2	170	Cylindrical	20	40	-	-	●
		E90 - TP11 - D21Z2C20 - L150	1038	21	2	150		20	40	-	-	●
		E90 - TP11 - D21Z2C20 - L200	1039	21	2	200		20	40	-	-	●
		E90 - TP11 - D25Z3C25 - L200	1026	25	3	200		25	60	-	-	●
		E90 - TP11 - D26Z2C25 - L200	1041	26	2	200		25	40	-	-	●
		E90 - TP11 - D26Z2C25 - L250	1042	26	2	200		25	40	-	-	●
		E90 - TP11 - D26Z3C25 - L150	1043	26	3	150		25	40	-	-	●
		E90 - TP11 - D26Z3C25 - L200	1044	26	3	200		25	40	-	-	●
		E90 - TP11 - D32Z3C32 - L230	1045	32	3	230	32	60	-	-	●	
		E90 - TP11 - D33Z3C32 - L200	1047	33	3	200	32	40	-	-	●	
		E90 - TP11 - D40Z4C32 - L200	1048	40	4	200	32	60	-	-	●	
		E90 - TP11 - D20Z2W20 - L90	0995	20	2	90	Weldon	20	40	-	-	●
		E90 - TP11 - D25Z3W25 - L100	1040	25	3	100		25	40	-	-	●
		E90 - TP11 - D32Z4W32 - L110	1046	32	4	110		32	40	-	-	●
		E90 - TP11 - D40Z5W32 - L115	1049	40	5	115		32	40	-	-	●
		F90 - TP11 - D40Z5S16	1050	40	5	40	Shellmill	16	-	20	38	●
F90 - TP11 - D50Z6S22	1051	50	6	40	22	-		20	42	●		
F90 - TP11 - D63Z7S22	1052	63	7	40	22	-		20	48	●		
F90 - TP11 - D63Z8S22	1053	63	8	40	22	-		20	48	●		

* Clamping Torque (Nm) 1.2Nm

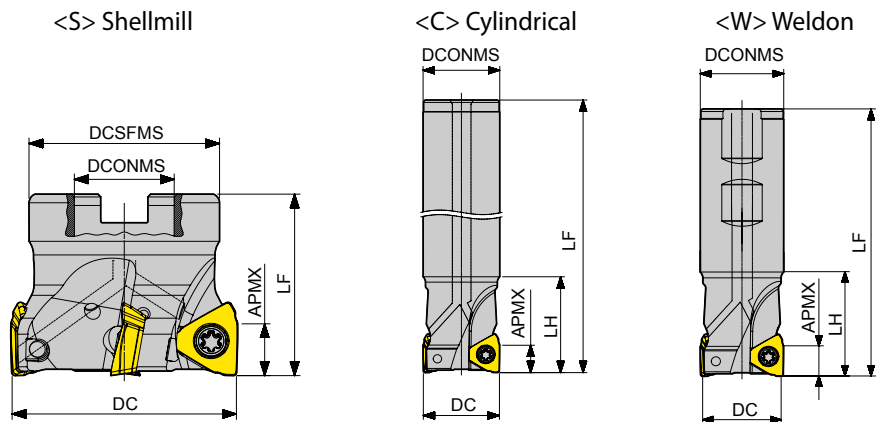
TPKT1104 (D20, D21)	Screw	Wrench	Handle	BIT
Description	TP082562-GS	TPWBTP08	DH-H4	DB-TP08
EDP	18000265	18000218	18000189	18000190

TPKT1104 (over D25)	Screw	Wrench	Handle	BIT
Description	TP082506-GS	TPWBTP08	DH-H4	DB-TP08
EDP	18000259	18000218	18000189	18000190

Milling - Shoulder Milling - Cutter

Cutters for TPKT

Entering Angle : 90°
3 Corner Positive



CICT : Number of Inserts
CBDP : Connection Bore Depth

□ : p. 172

Unit : mm

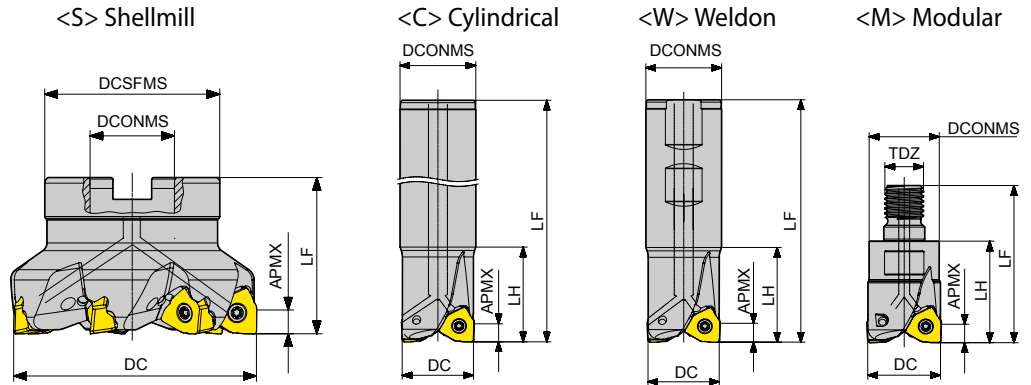
Series	APMX	Designation	EDP 1700..	DC	CICT	LF	TYPE	DCON /TDZ	LH	CBDP	DCSFMS	🔸
TPKT 1605 11.0		E90 - TP16 - D32Z2C32 - L150	0941	32	2	150	Cylindrical	32	40	-	-	●
		E90 - TP16 - D32Z2C32 - L250	0942	32	2	250		32	80	-	-	●
		E90 - TP16 - D33Z2C32 - L200	0929	33	2	200		32	40	-	-	●
		E90 - TP16 - D33Z2C32 - L250	1010	33	2	250		32	40	-	-	●
		E90 - TP16 - D40Z4C32 - L200	0945	40	4	200		32	40	-	-	●
		E90 - TP16 - D40Z3W32 - L110	0944	40	3	110	Weldon	32	40	-	-	●
		F90 - TP16 - D50Z4S22	0931	50	4	40	Shellmill	22	-	29	42	●
		F90 - TP16 - D63Z5S22	0932	63	5	40		22	-	29	48	●
		F90 - TP16 - D63Z6S22	0947	63	6	40		22	-	29	48	●
		F90 - TP16 - D80Z6S27	0948	80	6	50		27	-	39	56	●
		F90 - TP16 - D80Z7S27	0949	80	7	50		27	-	39	56	●
		F90 - TP16 - D100Z8S32	0950	100	8	50		32	-	39	67	●
		F90 - TP16 - D125Z10S40	0951	125	10	63		40	-	52	89	●
		F90 - TP16 - D125Z12S40	0952	125	12	63		40	-	52	89	●
		F90 - TP16 - D160Z11S40	0953	160	11	63		40	-	52	110	X
		F90 - TP16 - D200Z11S60	0955	200	11	63		60	-	52	160	X

* Clamping Torque (Nm) 5.3Nm

TPKT1605	Screw	Wrench	Handle	BIT
Description	TP2045105	TPWBTP20	DH-H6	DB-TP20
EDP	18000264	18000256	18000210	18000257

Milling - Shoulder Milling - Cutter
Cutters for WNEX

Entering Angle : 90°
6 Corner Negative



CICT : Number of Inserts
CBDP : Connection Bore Depth

□: p.175

Unit : mm

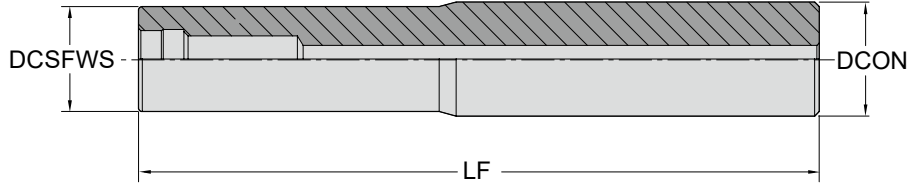
Series	APMX	Designation	EDP 1700..	DC	CICT	LF	TYPE	DCON /TDZ	LH	CBDP	DCSFMS	🔹	
WNEX 0806	7.0	E90 - WN08 - D32Z2W32 - L120	0969	32	2	120	Weldon	32	40	-	-	●	
		E90 - WN08 - D40Z3W32 - L120	0972	40	3	120		32	40	-	-	●	
		E90 - WN08 - D40Z4W32 - L120	0973	40	4	120		32	40	-	-	●	
		E90 - WN08 - D50Z4W32 - L120	0974	50	4	120		32	40	-	-	●	
		E90 - WN08 - D50Z5W32 - L120	0990	50	5	120		32	40	-	-	●	
		E90 - WN08 - D32Z2C32 - L120	0991	32	2	120	Cylindrical	32	40	-	-	●	
		E90 - WN08 - D32Z2C32 - L200	0872	32	2	200		32	60	-	-	●	
		E90 - WN08 - D33Z2C32 - L200	0873	33	2	200		32	40	-	-	●	
		E90 - WN08 - D40Z3C32 - L120	0994	40	3	120		32	40	-	-	●	
		E90 - WN08 - D40Z3C32 - L200	0874	40	3	200		32	40	-	-	●	
		E90 - WN08 - D40Z4C32 - L120	0996	40	4	120		32	40	-	-	●	
		E90 - WN08 - D50Z4C32 - L120	0997	50	4	120		32	40	-	-	●	
		E90 - WN08 - D50Z5C32 - L120	0998	50	5	120		32	40	-	-	●	
		F90 - WN08 - D50Z4S22	0875	50	4	40		Shellmill	22	-	20	44	●
		F90 - WN08 - D50Z5S22	0976	50	5	40			22	-	20	44	●
		F90 - WN08 - D63Z5S22	0876	63	5	40	22		-	20	48	●	
		F90 - WN08 - D63Z6S22	0977	63	6	40	22		-	20	48	●	
		F90 - WN08 - D80Z4S27	0999	80	4	50	27		-	20	56	●	
		F90 - WN08 - D80Z6S25.4	1000	80	6	50	25.4		-	26.64	56	●	
		F90 - WN08 - D80Z7S27	0878	80	7	50	27		-	23	56	●	
F90 - WN08 - D80Z7S25.4	0877	80	7	50	25.4	-	26.64		56	●			
F90 - WN08 - D80Z9S27	0978	80	9	50	27	-	23		56	●			
F90 - WN08 - D100Z8S31.75 - WOC	1002	100	8	50	31.75	-	32		67	X			
F90 - WN08 - D100Z9S32	0979	100	9	50	32	-	26	67	●				
F90 - WN08 - D100Z11S32	0980	100	11	50	32	-	26	67	●				
F90 - WN08 - D125Z10S38.1 - WOC	1003	125	10	63	38.1	-	38	85	X				
F90 - WN08 - D125Z11S40	0981	125	11	63	40	-	29	85	●				
F90 - WN08 - D125Z14S40	0982	125	14	63	40	-	29	85	●				
M90 - WN08 - D32Z2M16	1004	32	2	65	Modular	M16	42	-	29	●			
M90 - WN08 - D40Z3M16	1005	40	3	65		M16	42	-	29	●			
M90 - WN08 - D40Z4M16	0984	40	4	65		M16	42	-	29	●			

* Clamping Torque (Nm) 3.0Nm


WNEX0806	Screw	Wrench	Handle	BIT
Description	TP154011-GS	TPWBTP15	DH-H4	DB-TP15
EDP	18000251	18000217	18000189	18000208

Milling - Modular Shank

Modular Shanks



Unit:mm

Series	Designation	EDP 1700..	DCSFWS	LF	TYPE	DCON	
M08	EM - M08 - D13C16 - L100	0634	13	100	Cylindrical	16	●
	EM - M08 - D15C16 - L130	0635	15	130		16	●
M10	EM - M10 - D18C20 - L130	0636	18	130	Cylindrical	20	●
M12	EM - M12 - D23C25 - L150	0637	23	150	Cylindrical	25	●
	EM - M12 - D23C25 - L200	0638	23	200		25	●
	EM - M12 - D23C25 - L250	0639	23	250		25	●
M16	EM - M16 - D30C32 - L150	0640	30	150	Cylindrical	32	●
	EM - M16 - D30C32 - L200	0641	30	200		32	●
	EM - M16 - D30C32 - L250	0642	30	250		32	●
	EM - M16 - D30C32 - L300	0643	30	300		32	●

Mounting Bolt

DCON	Description	EDP
Φ16	YHBM08-L20	18000224
Φ16 HF	YHBM08-L25	18000238
Φ22	YHBM10-L25	18000239
Φ22 HF	YHBM10-L30	18000240
Φ25.4 (Metric O.D)	YHBM12-L30	18000241
Φ27	YHBM12-L30	18000241
Φ31.75 (Metric O.D)	YMBM16-L42	18000242
Φ32	YMBM16-L42	18000242
Φ32 HF	YMBM16-L50	18000258
Φ38.1 (Metric O.D)	YMBM20-L54	18000243
Φ40	YMBM20-L54	18000243
Φ0.5" (Φ12.7)	YHBU250-L25.4	18000244
Φ0.75" (Φ19.05)	YHBU375-L25.4	18000245
Φ0.75" (Φ19.05) HF	YHBU375-L31.75	18000246
Φ1.0" (Φ25.4)	YHBU500-L38.1	18000247
Φ1.25" (Φ31.75)	YMBU625-L52	18000248
Φ1.5" (Φ38.1)	YMBU750-L60	18000249
Φ2.0" (Φ50.8)	YMBU1000-L70	18000250